


Power Choke Coil

Japan
Singapore

Series: **PCC-F179F (S1)**



Thin, light and high power type made possible by our original unique winding and core shape technology

Suitable for large current demands of PC servers

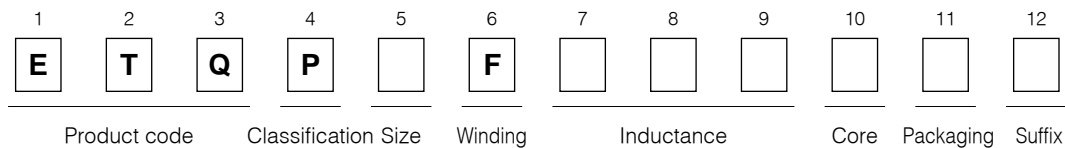
■ Features

- High power type (Saturation currents up to 42.3 A)
Its low loss is due to our low resistive technology
- Thin (9.0 mm height), Light weight (9.9 g)
- Low leakage flux

■ Recommended Applications

- PC(Server) DC/DC converters for driving CPU at high speed
- Thin type on-board power supply module for converters (30 to 80 W)
Also suitable as a smoothing choke coil

■ Explanation of Part Numbers



■ Examples

Parts No.	Type	Initial inductance at 25 °C		Inductance at flat point at 25 °C		Saturation current		Heat reference current $\Delta T=40$ K I_o (A)	DC resistance at 20 °C DCR (m Ω) max.
		L_o (μ H)	Tol. (%)	L_1 (μ H)	Tol. (%)	at 25 °C	at 100 °C		
						I_{sat} (A) min.	I_{sat} (A) min.		
ETQPAF1R2HF□	HL	2.9	±30	1.2	±30	21.4	18.0	22.6	1.00
ETQPAF2R7HF□		4.6		2.7		15.5	12.5		
ETQPAF4R8HF□		6.8		4.8		10.6	9.0		
ETQPAF7R2HF□		9.7		7.2		8.6	7.3		
ETQPAF0R7EF□	EX	1.9	±25	0.7	±25	50.4	42.3	22.6	1.00
ETQPAF1R3EF□		2.9		1.3		35.2	28.5		

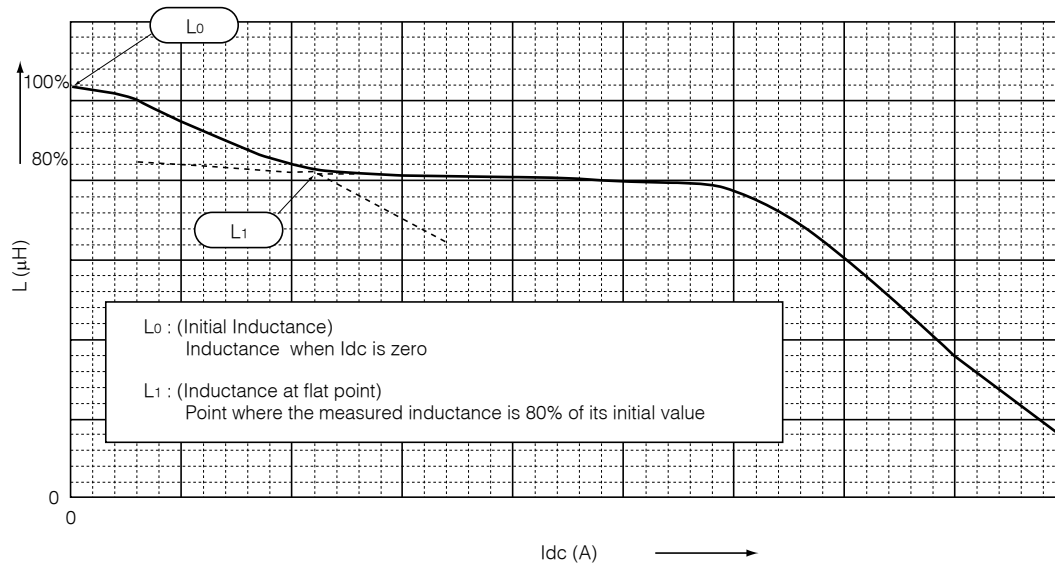
Notes: Inductance is measured at 100 kHz

See Figure 1 for the following:

- 1) For the definition of L_o & L_1 , please refer to the next page.
- 2) Saturation current (I_{sat}) is the current value that inductance (L_1) decreases to 80% of initial value
- 3) Case heating current is the value of the current at which the temperature of the coil case rises 40 degrees Celsius above its initial temperature with $T(\text{ambient})=25$ C

■ Figure 1: L_0, L_1 : Definition

DC Bias Characteristic



■ Figure 2: Dimensions in mm(not to scale)

