

Power Choke Coil

Japan
Singapore

Series: **PCC-F126F (N6)**

Thin, compact and high power

Industrial Property: Utility models 3 (pending)



■ Features

- High power type (I_{sat} 20 A /100 °C)
- Thin type (5.7mm height)/SMD mount is possible
- Low leakage flux (EI type /Center gap core)

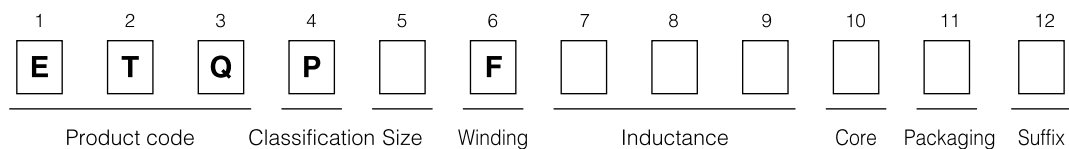
■ Recommended Applications

- DC/DC converter for driving PC at high speed
- Thin type on-board power supply module for exchanger (10 to 40 W)

■ Standard Packing Quantity

- 500 pcs./Reel

■ Explanation of Part Numbers



■ Examples

Parts No.	Type	Initial inductance at 25 °C		Inductance at flat point at 25 °C		Saturation current		Heat current ΔT=40 K I _o (A)	DC resistance at 20 °C DCR (mΩ) max.	
		L ₀ (μH)	Tol. (%)	L ₁ (μH)	Tol. (%)	at 25 °C	at 100 °C			
						min.	min.			
ETQP6F1R2HFA	HL	2.3	±30	1.2	±30	14.3	11.7	14.2	2.24	
ETQP6F2R0HFA		3.5		2.0		10.7	8.7		12.5	3.30
ETQP6F3R2HFA		4.8	±25	3.2	±25	8.6	7.1	10.8	4.92	
ETQP6F4R6HFA		6.6		4.6	±30	7.3	6.0		9.3	6.48
ETQP6F6R4HFA		8.3		6.4	±25	6.2	5.2		7.9	8.64
ETQP6F8R2HFA		10.4		8.2		5.6	4.7		7.2	10.90
ETQP6F102HFA		12.5		10.2		4.7	4.0		6.5	13.30
ETQP6F1R0SFA	SP	1.9	±30	1.0	±30	19.4	15.4	14.2	2.24	
ETQP6F1R6SFA		2.8		1.6		14.9	12.2		12.5	3.30
ETQP6F2R5SFA		3.6		2.5		11.3	9.3		10.8	4.92
ETQP6F3R5SFA		4.9		3.5		9.5	8.0		9.3	6.48
ETQP6F0R8LFA	LB	1.8		0.8		25.2	20.0	14.2	2.24	
ETQP6F1R3LFA		2.5		1.3		18.6	15.8	12.5	3.30	
ETQP6F2R0LFA		3.1		2.0		15.1	12.1	10.8	4.92	
ETQP6F2R9LFA		4.1	2.9	12.0	10.0	9.3	6.48			
ETQP6F4R1LFA		5.0	±20	4.1	±20	10.8	8.7	7.9	8.64	

(Note1) Measured frequency of inductance is 100 kHz

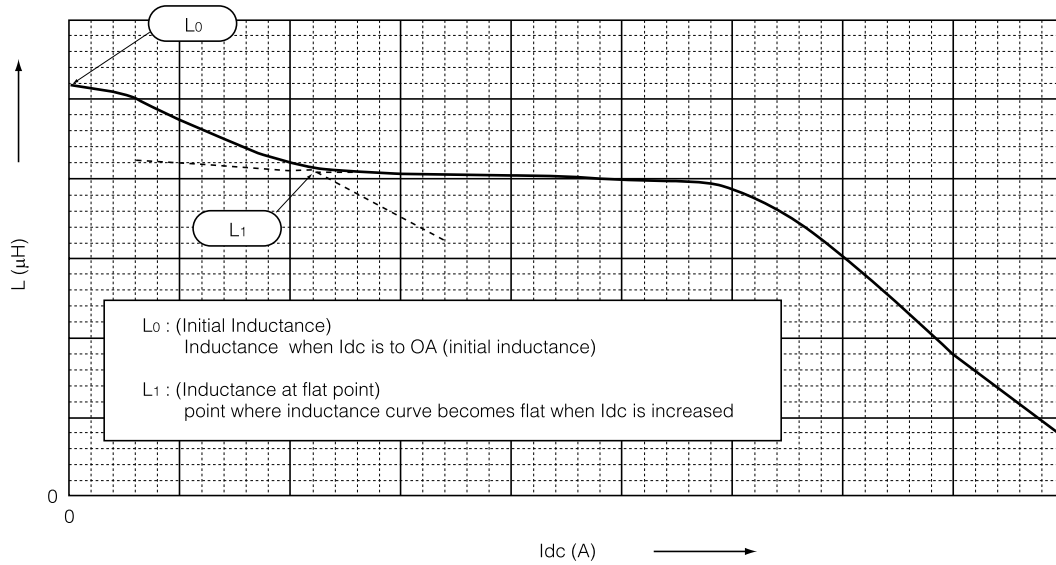
(Note2) Concerning the definition of L₀ & L₁, please refer to "next page"

(Note3) Saturation current (I_{sat}) is the current value that inductance (L₁) decreases to 80 % of initial value.

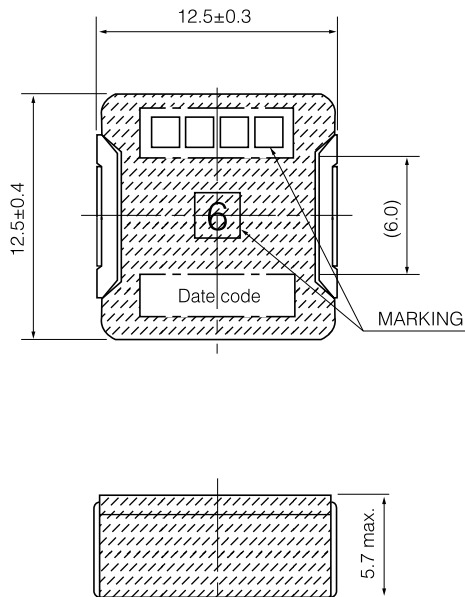
(Note4) Heat current (I_o) is the actual value of the current at which the temperature rise of coil becomes 40 K when DC current is blown. Actually, to decide the heat current, the temperature rise within the set shall be considered. Concerning the heat current (I_o) when (ΔT) was decreased more, please contact with us.

■ L₀, L₁: Definition

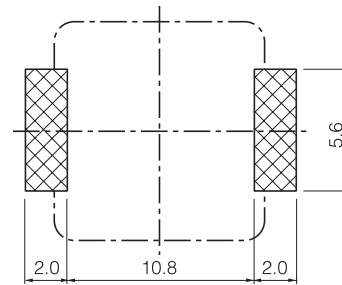
DC Bias Characteristic



■ Dimensions in mm (not to scale)



■ Recommended Land Pattern in mm (not to scale)



() : Reference value

