

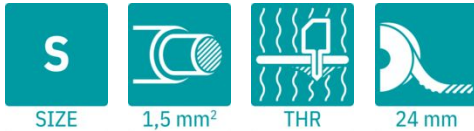
# MCDN 1,5/ 2-G1-3,5 RNP26THRR24 - PCB header



1704251

<https://www.phoenixcontact.com/pc/products/1704251>

Please be informed that the data shown in this PDF document is generated from our online catalog. Please find the complete data in the user documentation. Our general terms of use for downloads are valid.



PCB headers, nominal cross section: 1.5 mm<sup>2</sup>, color: black, nominal current: 8 A, rated voltage (III/2): 160 V, contact surface: Sn, contact connection type: Pin, number of potentials: 4, number of rows: 2, number of positions: 2, number of connections: 4, product range: MCDN 1,5/...-G1-RN-THR, pitch: 3.5 mm, mounting: THR soldering / wave soldering, pin layout: Linear pinning, solder pin [P]: 2.6 mm, number of solder pins per potential: 1, plug-in system: COMBICON FMC 1,5 - MCDN 1,5, Pin connector pattern alignment: Standard, locking: Snap-in locking, mounting method: Engagement nose, type of packaging: 24 mm wide tape

## Your advantages

- Designed for integration into the SMT soldering process
- Intuitive locking mechanism prevents accidental disconnection
- Conductor connection on several levels enables higher contact density

## Commercial data

|                                      |                                |
|--------------------------------------|--------------------------------|
| Item number                          | 1704251                        |
| Packing unit                         | 110 pc                         |
| Minimum order quantity               | 110 pc                         |
| Note                                 | Made to order (non-returnable) |
| Product key                          | AABTGA                         |
| GTIN                                 | 4046356692465                  |
| Weight per piece (including packing) | 4.803 g                        |
| Weight per piece (excluding packing) | 1.434 g                        |
| Customs tariff number                | 85366930                       |
| Country of origin                    | DE                             |

# MCDN 1,5/ 2-G1-3,5 RNP26THRR24 - PCB header



1704251

<https://www.phoenixcontact.com/pc/products/1704251>

## Technical data

### Product properties

|                           |                       |
|---------------------------|-----------------------|
| Product type              | PCB headers           |
| Product family            | MCDN 1,5/..-G1-RN-THR |
| Product line              | COMBICON Connectors S |
| Number of positions       | 2                     |
| Pitch                     | 3.5 mm                |
| Number of connections     | 4                     |
| Number of rows            | 2                     |
| Number of potentials      | 4                     |
| Mounting type             | Threaded flange       |
| Pin layout                | Linear pinning        |
| Solder pins per potential | 1                     |

### Electrical properties

#### Properties

|                             |                |
|-----------------------------|----------------|
| Nominal current $I_N$       | 8 A            |
| Nominal voltage $U_N$       | 160 V          |
| Contact resistance          | 2.1 m $\Omega$ |
| Rated voltage (III/3)       | 160 V          |
| Rated surge voltage (III/3) | 2.5 kV         |
| Rated voltage (III/2)       | 160 V          |
| Rated surge voltage (III/2) | 2.5 kV         |
| Rated voltage (II/2)        | 250 V          |
| Rated surge voltage (II/2)  | 2.5 kV         |

### Mounting

|               |                                |
|---------------|--------------------------------|
| Mounting type | THR soldering / wave soldering |
| Pin layout    | Linear pinning                 |

#### Processing notes

|                                  |                       |
|----------------------------------|-----------------------|
| Process                          | Reflow/wave soldering |
| Moisture Sensitive Level         | MSL 1                 |
| Classification temperature $T_c$ | 260 °C                |
| Solder cycles in the reflow      | 3                     |

### Material specifications

#### Material data - contact

|                         |  |
|-------------------------|--|
| Note                    | WEEE/RoHS-compliant, free of whiskers according to IEC 60068-2-82/JEDEC JESD 201 |
| Contact material        | Cu alloy   |
| Surface characteristics | Tin-plated   |

# MCDN 1,5/ 2-G1-3,5 RNP26THRR24 - PCB header



1704251

<https://www.phoenixcontact.com/pc/products/1704251>

|   |                         |
|---|-------------------------|
| Metal surface contact area (top layer)      | Tin (3 µm - 5 µm Sn)    |
| Metal surface contact area (middle layer)   | Nickel (1 µm - 3 µm Ni) |
| Metal surface soldering area (top layer)    | Tin (3 µm - 5 µm Sn)    |
| Metal surface soldering area (middle layer) | Nickel (1 µm - 3 µm Ni) |

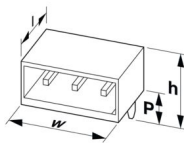
## Material data - housing

|  |              |
|--|--------------|
| Color (Housing)                        | black (9005) |
| Insulating material                    | LCP          |
| Insulating material group              | IIIa         |
| CTI according to IEC 60112             | 175          |
| Flammability rating according to UL 94 | V0           |

## Notes

|                                 |   |
|---------------------------------|---|
| Details for soldering processes | Processing using reflow processes in compliance with IEC 60068-2-58 or DIN EN 61760-1 (latest version)<br>Moisture Sensitive Level (MSL) = 1 according to IPC/JEDEC J-STD-020-C |
|---------------------------------|---|

## Dimensions

|                       |  |
|-----------------------|--|
| Dimensional drawing   |  |
| Pitch                 | 3.5 mm   |
| Width [w]             | 10.7 mm  |
| Height [h]            | 17.8 mm  |
| Length [l]            | 13.3 mm  |
| Installed height      | 15.2 mm  |
| Solder pin length [P] | 2.6 mm   |
| Pin dimensions        | 0.8 x 0.8 mm   |

## PCB design

|               |         |
|---------------|---------|
| Pin spacing   | 3.50 mm |
| Hole diameter | 1.4 mm  |

## Mechanical tests

### Visual inspection

|               |                       |
|---------------|-----------------------|
| Specification | IEC 60512-1-1:2002-02 |
| Result        | Test passed           |

### Dimension check

|               |                       |
|---------------|-----------------------|
| Specification | IEC 60512-1-2:2002-02 |
| Result        | Test passed           |

### Resistance of inscriptions

# MCDN 1,5/ 2-G1-3,5 RNP26THRR24 - PCB header



1704251

<https://www.phoenixcontact.com/pc/products/1704251>

|               |                        |
|---------------|------------------------|
| Specification | IEC 60068-2-70:1995-12 |
| Result        | Test passed            |

## Polarization and coding

|               |                        |
|---------------|------------------------|
| Specification | IEC 60512-13-5:2006-02 |
| Result        | Test passed            |

## Contact holder in insert

|  |                        |
|--|------------------------|
| Specification                                  | IEC 60512-15-1:2008-05 |
| Contact holder in insert<br>Requirements >20 N | Test passed            |

## Insertion and withdrawal forces

|                                     |                        |
|-------------------------------------|------------------------|
| Specification                       | IEC 60512-13-2:2006-02 |
| Result                              | Test passed            |
| No. of cycles                       | 25                     |
| Insertion strength per pos. approx. | 8 N                    |
| Withdraw strength per pos. approx.  | 6 N                    |

## Electrical tests

### Thermal test | Test group C

|                            |                       |
|----------------------------|-----------------------|
| Specification              | IEC 60512-5-1:2002-02 |
| Tested number of positions | 20                    |

### Insulation resistance

|  |                       |
|--|-----------------------|
| Specification                                | IEC 60512-3-1:2002-02 |
| Insulation resistance, neighboring positions | > 5 MΩ                |

### Air clearances and creepage distances |

|  |                     |
|--|---------------------|
| Specification  | IEC 60664-1:2007-04 |
| Insulating material group                              | IIIa                |
| Comparative tracking index (IEC 60112)                 | CTI 175             |
| Rated insulation voltage (III/3)                       | 160 V               |
| Rated surge voltage (III/3)                            | 2.5 kV              |
| minimum clearance value - non-homogenous field (III/3) | 1.5 mm              |
| minimum creepage distance (III/3)                      | 2.5 mm              |
| Rated insulation voltage (III/2)                       | 160 V               |
| Rated surge voltage (III/2)                            | 2.5 kV              |
| minimum clearance value - non-homogenous field (III/2) | 1.5 mm              |
| minimum creepage distance (III/2)                      | 1.6 mm              |
| Rated insulation voltage (II/2)                        | 250 V               |
| Rated surge voltage (II/2)                             | 2.5 kV              |
| minimum clearance value - non-homogenous field (II/2)  | 1.5 mm              |
| minimum creepage distance (II/2)                       | 2.5 mm              |

## Environmental and real-life conditions

# MCDN 1,5/ 2-G1-3,5 RNP26THRR24 - PCB header



1704251

<https://www.phoenixcontact.com/pc/products/1704251>

## Durability test

|  |                       |
|--|-----------------------|
| Specification                                | IEC 60512-9-1:2010-03 |
| Impulse withstand voltage at sea level       | 2.95 kV               |
| Contact resistance $R_1$                     | 2.1 m $\Omega$        |
| Contact resistance $R_2$                     | 2.4 m $\Omega$        |
| Insertion/withdrawal cycles                  | 25                    |
| Insulation resistance, neighboring positions | > 5 M $\Omega$        |

## Climatic test

|                                   |   |
|-----------------------------------|---|
| Specification                     | ISO 6988:1985-02  |
| Corrosive stress                  | 0.2 dm <sup>3</sup> SO <sub>2</sub> on 300 dm <sup>3</sup> /40 °C/1 cycle |
| Thermal stress                    | 100 °C/168 h  |
| Power-frequency withstand voltage | 1.39 kV   |

## Vibration test

|                        |                             |
|------------------------|-----------------------------|
| Specification          | IEC 60068-2-6:2007-12       |
| Frequency              | 10 - 150 - 10 Hz            |
| Sweep speed            | 1 octave/min                |
| Amplitude              | 0.35 mm (10 Hz ... 60.1 Hz) |
| Acceleration           | 5g (60.1 Hz ... 150 Hz)     |
| Test duration per axis | 2.5 h                       |
| Test directions        | X-, Y- and Z-axis           |

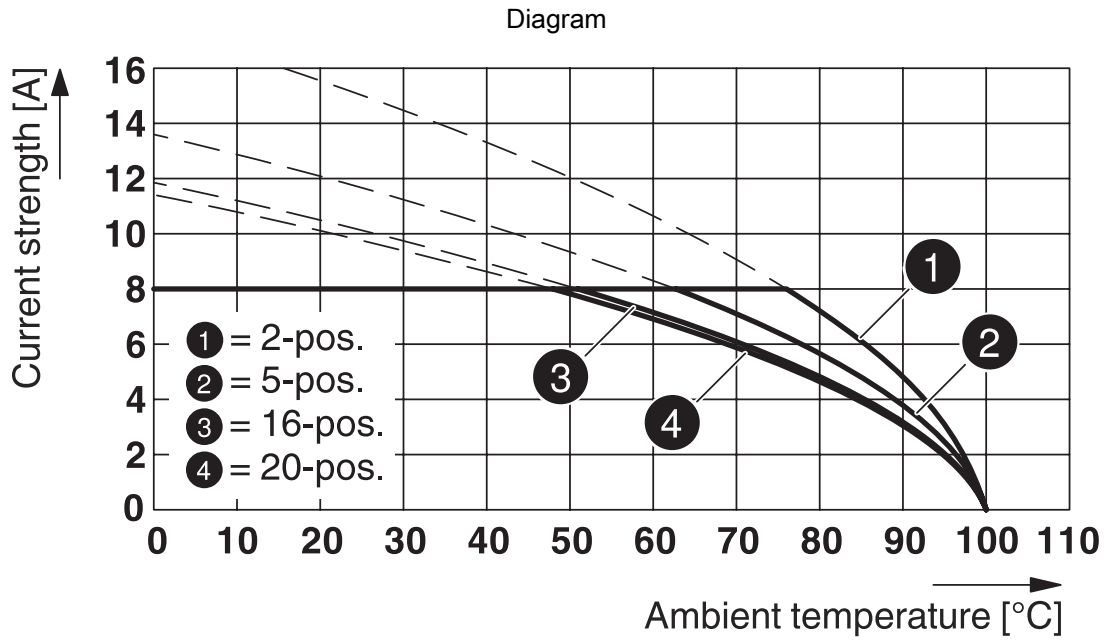
## Ambient conditions

|   |   |
|---|---|
| Ambient temperature (storage/transport) | -40 °C ... 70 °C                                    |
| Relative humidity (storage/transport)   | 30 % ... 70 %                                       |
| Ambient temperature (assembly)          | -5 °C ... 100 °C                                    |
| Ambient temperature (operation)         | -40 °C ... 100 °C (dependent on the derating curve) |

## Packaging specifications

|                             |                 |
|-----------------------------|-----------------|
| Dimensional drawing         |                 |
| Type of packaging           | 24 mm wide tape |
| [W] tape width              | 24 mm           |
| [W2] coil overall dimension | ≤ 30.4 mm       |
| [A] coil diameter           | ≤ 330 mm        |
| Outer packaging type        | Transparent-Bag |

Drawings



Type: FMC 1,5/...-ST-3,5-RF with MCDN 1,5/...-G1-3,5 RNP..THR

# MCDN 1,5/ 2-G1-3,5 RNP26THRR24 - PCB header




1704251

<https://www.phoenixcontact.com/pc/products/1704251>

## Approvals

To download certificates, visit the product detail page: <https://www.phoenixcontact.com/pc/products/1704251>

|  <b>cULus Recognized</b><br>Approval ID: E60425-20110128 |                       |                       |                   |                      |
|---|-----------------------|-----------------------|-------------------|----------------------|
|   | Nominal voltage $U_N$ | Nominal current $I_N$ | Cross section AWG | Cross section $mm^2$ |
| B   | 150 V                 | 8 A                   | -                 | -                    |
| D   | 150 V                 | 8 A                   | -                 | -                    |

|  <b>VDE Zeichengenehmigung</b><br>Approval ID: 40011723 |                       |                       |                   |                      |
|--|-----------------------|-----------------------|-------------------|----------------------|
|  | Nominal voltage $U_N$ | Nominal current $I_N$ | Cross section AWG | Cross section $mm^2$ |
| keine  | 160 V                 | 8 A                   | -                 | -                    |

# MCDN 1,5/ 2-G1-3,5 RNP26THRR24 - PCB header



1704251

<https://www.phoenixcontact.com/pc/products/1704251>

## Classifications

### ECLASS

|             |          |
|-------------|----------|
| ECLASS-13.0 | 27460201 |
| ECLASS-15.0 | 27460201 |

### ETIM

|           |          |
|-----------|----------|
| ETIM 10.0 | EC002637 |
|-----------|----------|

### UNSPSC

|             |          |
|-------------|----------|
| UNSPSC 21.0 | 39121400 |
|-------------|----------|

# MCDN 1,5/ 2-G1-3,5 RNP26THRR24 - PCB header



1704251

<https://www.phoenixcontact.com/pc/products/1704251>

## Environmental product compliance

### EU RoHS

|   |                    |
|---|--------------------|
| Fulfills EU RoHS substance requirements | Yes, No exemptions |
|---|--------------------|

### China RoHS

|  |  |
|--|--|
| Environment friendly use period (EFUP) | EFUP-E                                   |
|  | No hazardous substances above the limits |

### EU REACH SVHC

|                                     |                            |
|-------------------------------------|----------------------------|
| REACH candidate substance (CAS No.) | No substance above 0.1 wt% |
|-------------------------------------|----------------------------|

Phoenix Contact 2026 © - all rights reserved  
<https://www.phoenixcontact.com>

PHOENIX CONTACT GmbH & Co. KG  
Flachmarktstraße 8  
D-32825 Blomberg  
+49 (0) 5235-3 00  
[info@phoenixcontact.com](mailto:info@phoenixcontact.com)