


Order No.: 1755545

Type: MSTBVA 2,5/ 5-G

Header



The figure shows a 10-position version of the product

1 Main features



- | | | | |
|-------------------------|---------------------|------------------------|---------------------|
| • No. of pos. | 5 | • Nominal current | 12 A |
| • Nominal cross section | 2.5 mm ² | • Nominal voltage | 320 V |
| • Color | green | • Connection direction | 90 ° |
| • Pitch | 5 mm | • Type of packaging | packed in cardboard |
| • Mounting type | Wave soldering | | |

2 Your advantages

- ✓ Maximum flexibility when it comes to device design – one header for connectors with different connection technologies
- ✓ Well-known mounting principle allows worldwide use
- ✓ Vertical connection enables multi-row arrangement on the PCB
- ✓ Closed contour for optimum stability of the plug-in connection




Make sure you always use the latest documentation.
It can be downloaded at: phoenixcontact.net/product/1755545

1755545 MSTBVA 2,5/ 5-G**3 Table of contents**

1	Main features.....	1
2	Your advantages	1
3	Table of contents	2
4	3D model in PDF can be activated (Acrobat Reader only).....	3
5	item properties.....	4
	5.1 Material data	4
6	Dimensions.....	4
	6.1 Dimensions for the product	4
	6.2 Dimensions for PCB design.....	4
7	Series drawing.....	5
8	Packaging information	6
9	Application.....	6
	9.1 Temperature limit values	6
10	Mechanical tests.....	7
11	Electrical tests	8
	11.1 Electrical data.....	8
	11.2 Air and creepage distances	8
12	Current carrying capacity/derating curves	9
13	Environmental and durability tests	10
	13.1 Vibration test	10
14	Classification for connectors.....	10
15	Approvals	10
16	Commercial Data.....	11
17	corresponding plugs	11
18	Accessories.....	11
19	Combination tests.....	12

1755545 MSTBVA 2,5/ 5-G

4 3D model in PDF can be activated (Acrobat Reader only)



1755545 MSTBVA 2,5/ 5-G**5 item properties**

Order No.	1755545
Type	MSTBVA 2,5/ 5-G
Type of contact	Male connector
Range of articles	MSTBVA 2,5/..-G
Pitch	5 mm
Number of positions	5
Locking	without
Mounting type	Wave soldering
Pin layout	Linear pinning

5.1 Material data

Material of metal parts	
Note	WEEE/RoHS-compliant, whisker-free acc. to IEC 60068-2-82/JEDEC JESD 201
Contact material	Cu alloy
Surface contact area	Ni 1.3 µm ... 3 µm , Sn 3 µm ... 5 µm
Soldering area surface	Ni 1.3 µm ... 3 µm , Sn 3 µm ... 5 µm
Surface characteristics	Tin-plated
Insulating material data	
Insulating material	Housing PA
CTI according to IEC 60112	600
Flammability rating according to UL 94	V0
Color	green (6021)
Glow wire flammability index GWFI according to EN 60695-2-12	850
Glow wire ignition temperature GWIT according to EN 60695-2-13	775
Temperature for the ball pressure test according to EN 60695-10-2	125 °C

6 Dimensions**6.1 Dimensions for the product**

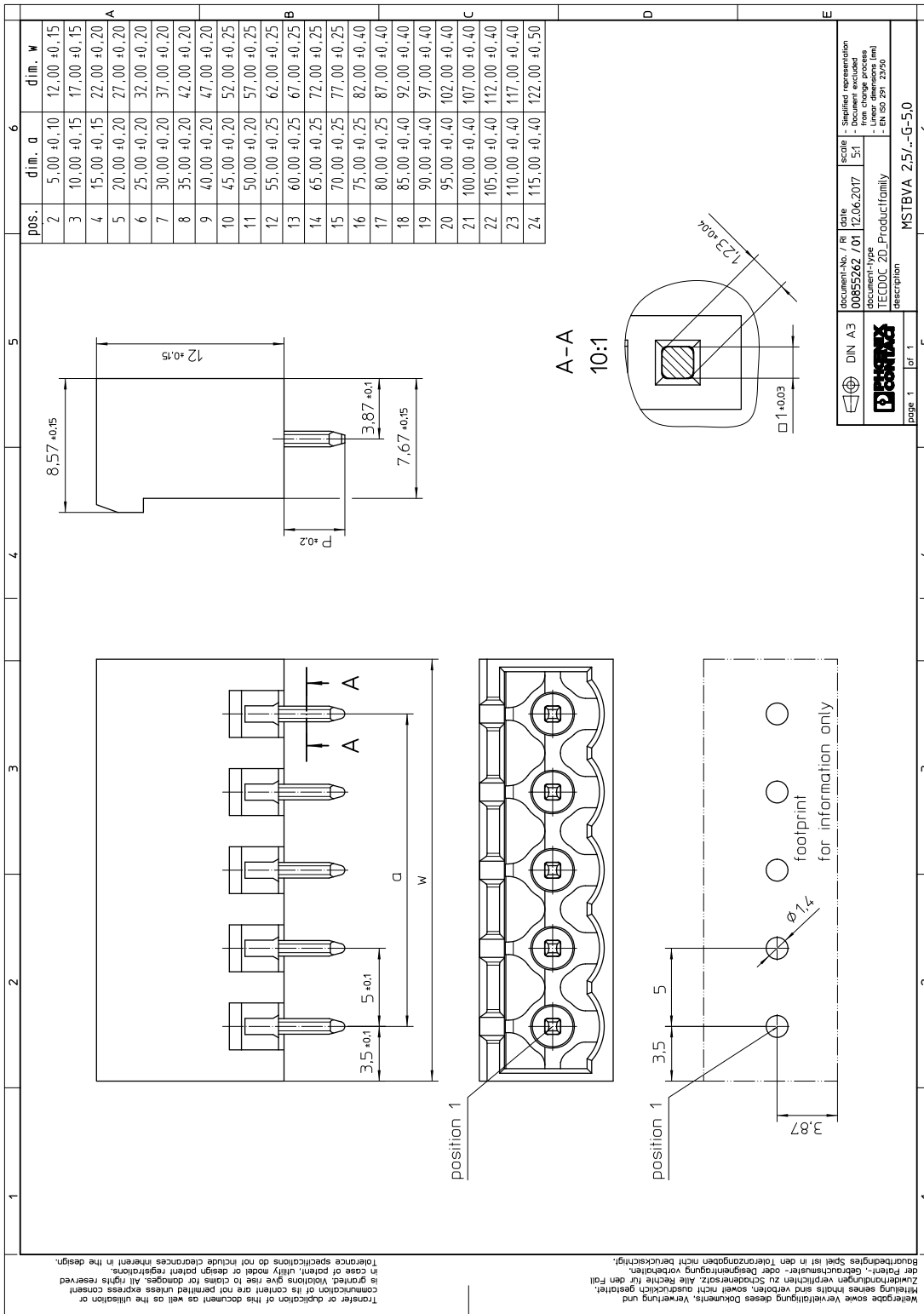
Length	8.6 mm
Width	27 mm
Height (without solder pin)	12 mm
Total height	15.9 mm
Solder pin [P]	3.9 mm
Dimension a	20 mm

6.2 Dimensions for PCB design

Hole diameter	1.4 mm
Pin dimensions	1 x 1 mm

1755545 MSTBVA 2,5/ 5-G

7 Series drawing



Transfer or duplication of this document as well as the utilisation or communication of its content are not permitted unless express consent is granted. Violations give rise to claims for damages. All rights reserved in case of patent, utility model or design patent registers. Tolerances specifications do not include clearances inherent in the design. Bauraufbau des Bauteils ist in den Toleranzangaben nicht berücksichtigt.

Wiedergabe sowie Vervielfältigung dieses Dokuments, Verwertung und Mitteilung seines Inhalts sind verboten, soweit nicht ausdrücklich gestattet. Zuwiderhandlungen verpflichten zu Schadenersatz. Alle Rechte für den Fall der Patent-, Gebrauchsmuster- oder Designrechte vorbehalten. Bauraufbau des Bauteils ist in den Toleranzangaben nicht berücksichtigt.

DIN A3	document-No. / Ri	date	scale	Simplified representation
	00655262 / 01	12.06.2017	5:1	- linear dimensions (mm)
	TECDOC 2D_Productfamily			- EN ISO 291 2950
page 1	of 1	MSTBVA 2,5/-G-5,0		

1755545 MSTBVA 2,5/ 5-G**8 Packaging information**

Type of packaging	packed in cardboard
Pieces per package	250

9 Application**9.1 Temperature limit values**

Ambient temperature (storage/transport)	-40 °C ... 70 °C
Ambient temperature (assembly)	-5 °C ... 100 °C
Ambient temperature (operation)	-40 °C (dependent on the derating curve)

1755545 MSTBVA 2,5/ 5-G**10 Mechanical tests**

Mechanical test group A	
Specification	IEC 61984:2008-10
Visual test	Test passed
Specification	IEC 60512-1-1:2002-02
Dimensional test	Test passed
Specification	IEC 60512-1-2:2002-02
Resistance of marking	Test passed
Specification	IEC 60068-2-70:1995-12
Insertion and withdrawal force	Test passed
Specification	IEC 60512-13-2:2006-02
No. of cycles	25
Insertion strength per pos. approx.	8 N
Withdraw strength per pos. approx.	6 N
Polarization and coding	Test passed
Specification	IEC 60512-13-5:2006-02
Test force	20 N
Contact retention in insert	Test passed
Specification	IEC 60512-15-1:2008-05
Test force per pos.	32 N

1755545 MSTBVA 2,5/ 5-G**11 Electrical tests****11.1 Electrical data**

Rated current / conductor cross section	12 A / 2.5 mm ²
Rated insulation voltage (III/2)	320 V
Rated surge voltage (III/2)	4 kV
Contact resistance	2.5 mΩ
Degree of pollution	2

11.2 Air and creepage distances

Component	Header		
Specification	IEC 60664-1:2007-04		
Mains type	unearthed mains		
Insulating material group	I		
Comparative tracking index (IEC 60112:2003-01)	CTI 225		
Rated insulation voltage	250 V	320 V	400 V
Rated surge voltage	4 kV	4 kV	4 kV
Degree of pollution	3	2	2
Overvoltage category	III	III	II
Minimum clearance case A (inhomogeneous field)	3 mm	3 mm	3 mm
Minimum value of the creepage path requirement in acc. with table	4 mm	3.2 mm	4 mm

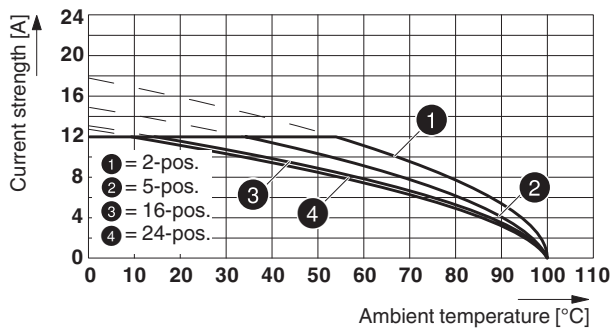
1755545 MSTBVA 2,5/ 5-G

12 Current carrying capacity/derating curves

Specification	IEC 61984:2008-10
Note	Representation based on IEC 60512-5-2:2002-02
Reduction factor	0.8
Number of positions	See diagram
Conductor cross section	2.5 mm ²
Note	

Type: MSTB 2,5/...-ST with MSTBVA 2,5/...-G

86480_2000_en

Type: SMSTB 2,5/...-ST with MSTBVA 2,5/...-G**Type: MSTBT 2,5/...-ST with MSTBVA 2,5/...-G****Type: MSTBP 2,5/...-ST with MSTBVA 2,5/...-G**

86490_2000_en


1755545 MSTBVA 2,5/ 5-G**13 Environmental and durability tests****13.1 Vibration test**


Specification	IEC 60068-2-6:2007-12
Result	Test passed
Frequency	10 - 150 - 10 Hz
Sweep speed	1 octave/min
Amplitude	0.35 mm (10 - 60.1 Hz)
Acceleration	5 g (60.1 - 150 Hz)
Test duration per axis	2.5 h
Test directions	X-, Y- and Z-axis


14 Classification for connectors


Specification	IEC 61984:2008-10
Main features	Connectors without switching capacity (COC)
Construction form	Fixed connectors
Strain relief elements	without strain relief
Protection against electric shock	Not encapsulated - touch-proof when inserted
Protection class	
Protective conductor	without PE
Lock	no

15 Approvals

CSA 				
Use group	B	D		
mm ² /AWG/kcmil				
Voltage	300 V	300 V		
Current	12 A	10 A		

VDE Gutachten mit Fertigungsüberwachung 				
mm ² /AWG/kcmil				
Voltage	250 V			
Current	12 A			

IECEE CB Scheme 				
mm ² /AWG/kcmil				
Voltage	250 V			
Current	12 A			

cULus Recognized 				
Use group	B	D		
mm ² /AWG/kcmil				
Voltage	300 V	300 V		
Current	12 A	10 A		

EAC 				
--	--	--	--	--

1755545 MSTBVA 2,5/ 5-G**16 Commercial Data**

Order No.	1755545
Type	MSTBVA 2,5/ 5-G
Pieces per package	250
Net weight	1.919 g
GTIN	4017918029128
	Information that applies locally, see link on page 1
Country of origin	Information that applies locally, see link on page 1

17 corresponding plugs



Order No.	Type
1713868	TVFKC 1,5/ 5-ST
1715950	TVFKCL 1,5/ 5-ST
1717990	QC 1,5/ 5-ST
1732771	FKCN 2,5/ 5-ST
1754504	MSTB 2,5/ 5-ST
1765807	MSTBP 2,5/ 5-ST
1768794	SMSTB 2,5/ 5-ST
1779440	FRONT-MSTB 2,5/ 5-ST
1779864	MSTBT 2,5/ 5-ST
1792045	MVSTBR 2,5/ 5-ST
1792553	MVSTBW 2,5/ 5-ST
1909249	FKCT 2,5/ 5-ST
1909744	FKCVR 2,5/ 5-ST
1910063	FKCVW 2,5/ 5-ST
1910380	FKC 2,5/ 5-ST
1921706	QC 1/ 5-ST-BUS
1974766	FKCS 2,5/ 5-ST

18 Accessories

Description	Order No.	Type
Coding section, inserted into the recess in the header or the inverted plug, red insulating material	1734401	CR-MSTB
	0804183	SK 5/3,8:FORTL.ZAHLEN
	0805072	SK 5/3,8:SO
	0805409	SK 5/3,8:UNBEDRUCKT
Keying cap, for forming sections, plugs onto header pin, green insulating material	1755477	MSTB-BL

1755545 MSTBVA 2,5/ 5-G

19 Combination tests

**MSTBVA 2,5/..-G**

Specification

MSTB 2,5/..-ST

IEC 61984

MVSTBR 2,5/..-ST

IEC 61984

SMSTB 2,5/..-ST

IEC 61984

FKC 2,5/..-ST

IEC 61984

Mechanical tests (A)

Insertion/withdrawal force per position

approx. 8 N / 6 N

approx. 8 N / 6 N

Polarization when inserted
Requirement >20 N

Test passed

Test passed

Contact holder in insert
Requirements >20 N

Test passed

Test passed

Durability tests (B)Contact resistance R_1 2.5 m Ω 3.5 m Ω

Insertion/withdrawal cycles

25

25

Contact resistance R_2 2.5 m Ω 3.5 m Ω Rated impulse voltage at sea level
Voltage waveform $\geq (1.2/50 \mu s)$

4.8 kV

4.8 kV

Power-frequency withstand voltage
Voltage waveform $\geq (50/60 \text{ Hz})$

2.21 kV

2.21 kV

Insulation resistance
Requirements > 5 M Ω > 0.4 T Ω > 0.2 T Ω **Thermal tests (C)**

Tested number of positions

24

24

Tested conductor cross section

2.5 mm²2.5 mm²Upper limiting temperature
Requirements < 100°C

Test passed

Test passed

Climatic tests (D)

Test sequence 1: low temperature storage

-40 °C/2 h

-40 °C/2 h

Test sequence 2: heat storage

100 °C/168 h

100 °C/168 h

Test sequence 3: noxious gas storage
(ISO 6988)0.2 dm³ SO₂ on 300 dm³/
40 °C/1 cycle0.2 dm³ SO₂ on 300 dm³/
40 °C/1 cycleRated impulse voltage at sea level
Voltage waveform $\geq (1.2/50 \mu s)$

4.8 kV

4.8 kV

Power-frequency withstand voltage
Voltage waveform $\geq (50/60 \text{ Hz})$

2.21 kV

2.21 kV

Environmental and endurance tests (E)



Specification

IEC 61984:2008-10

IEC 61984:2008-10

Degree of protection

Finger safety with IP20
test fingerFinger safety with IP20
test finger

1755545 MSTBVA 2,5/ 5-G**MSTBVA 2,5/..-G****FKCT 2,5/..-ST****MSTBT 2,5/..-ST****MSTBP 2,5/..-ST**

Specification

IEC 61984

IEC 61984

IEC 61984

Mechanical tests (A)

Insertion/withdrawal force per position

approx. 8 N / 6 N

approx. 8 N / 6 N

Polarization when inserted
Requirement >20 N

Test passed

Test passed

Contact holder in insert
Requirements >20 N

Test passed

Test passed

Durability tests (B)

Insertion/withdrawal cycles

25

25

Rated impulse voltage at sea level
Voltage waveform $\geq (1.2/50 \mu\text{s})$

4.8 kV

4.8 kV

Power-frequency withstand voltage
Voltage waveform $\geq (50/60 \text{ Hz})$

2.21 kV

2.21 kV

Insulation resistance
Requirements > 5 M Ω > 66 T Ω > 0.2 T Ω **Thermal tests (C)**

Tested number of positions

16

24

Tested conductor cross section

2.5 mm²2.5 mm²

Test current

12 A DC

Upper limiting temperature
Requirements < 100°C

Test passed

Test passed

Climatic tests (D)

Test sequence 1: low temperature storage

-40 °C/2 h

-40 °C/2 h

Test sequence 2: heat storage

100 °C/168 h

100 °C/168 h

Test sequence 3: noxious gas storage
(ISO 6988)0.2 dm³ SO₂ on 300 dm³/
40 °C/1 cycle0.2 dm³ SO₂ on 300 dm³/
40 °C/1 cycleRated impulse voltage at sea level
Voltage waveform $\geq (1.2/50 \mu\text{s})$

4.8 kV

4.8 kV

Power-frequency withstand voltage
Voltage waveform $\geq (50/60 \text{ Hz})$

2.21 kV

2.21 kV

Environmental and endurance tests (E)

Specification

IEC 61984:2008-10

IEC 61984:2008-10

Degree of protection

Finger safety with IP20
test fingerFinger safety with IP20
test finger