


Order No.: 1804810

Type: PC 4/ 4-G-7,62

Header



The figure shows a 5-pos. version of the product

1 Main features



- | | | | |
|-------------------------|-------------------|------------------------|---------------------|
| • No. of pos. | 4 | • Nominal current | 20 A |
| • Nominal cross section | 4 mm ² | • Nominal voltage | 630 V |
| • Color | green | • Connection direction | 0 ° |
| • Pitch | 7.62 mm | • Type of packaging | packed in cardboard |
| • Mounting type | Wave soldering | | |

2 Your advantages

- ✓ Well-known mounting principle allows worldwide use




Make sure you always use the latest documentation.
It can be downloaded at: phoenixcontact.net/product/1804810

3 Table of contents

1	Main features.....	1
2	Your advantages	1
3	Table of contents	2
4	3D model in PDF can be activated (Acrobat Reader only).....	3
5	item properties.....	4
	5.1 Material data	4
6	Dimensions.....	4
	6.1 Dimensions for the product	4
	6.2 Dimensions for PCB design.....	4
7	Series drawing.....	5
8	Packaging information	5
9	Application.....	5
	9.1 Temperature limit values	5
10	Mechanical tests.....	6
11	Electrical tests	7
	11.1 Electrical data	7
	11.2 Air and creepage distances	7
12	Current carrying capacity/derating curves	8
13	Environmental and durability tests	10
	13.1 Vibration test	10
14	Classification for connectors.....	10
15	Approvals	10
16	Commercial Data.....	12
17	corresponding plugs	12
18	Accessories.....	12
19	Combination tests.....	13

4 3D model in PDF can be activated (Acrobat Reader only)



1804810 PC 4/ 4-G-7,62**5 item properties**

Order No.	1804810
Type	PC 4/ 4-G-7,62
Type of contact	Male connector
Range of articles	PC 4/...-G
Pitch	7.62 mm
Number of positions	4
Locking	without
Mounting type	Wave soldering
Pin layout	Linear pinning
Product note	Mounting flange: Accessory Order No. 1827570

5.1 Material data

Material of metal parts	
Note	WEEE/RoHS-compliant, whisker-free acc. to IEC 60068-2-82/JEDEC JESD 201
Contact material	Cu alloy
Surface contact area	Ni 2 µm ... 5 µm , Sn 5 µm ... 7 µm
Soldering area surface	Ni 2 µm ... 5 µm , Sn 5 µm ... 7 µm
Surface characteristics	Tin-plated
Insulating material data	
Insulating material	PA
CTI according to IEC 60112	600
Flammability rating according to UL 94	V0
Color	green (6021)

6 Dimensions**6.1 Dimensions for the product**

Length	29 mm
Width	30.46 mm
Height (without solder pin)	14.25 mm
Total height	19.25 mm
Solder pin [P]	5 mm
Dimension a	22.86 mm

6.2 Dimensions for PCB design

Hole diameter	1.3 mm
Pin dimensions	1 x 0,8 mm

1804810 PC 4/ 4-G-7,62

7 Series drawing

8 Packaging information

Type of packaging	packed in cardboard
Pieces per package	50

9 Application

9.1 Temperature limit values

Ambient temperature (storage/transport)	-40 °C ... 70 °C
Ambient temperature (assembly)	-5 °C ... 100 °C
Ambient temperature (operation)	-40 °C (dependent on the derating curve)

1804810 PC 4/ 4-G-7,62**10 Mechanical tests**

Mechanical test group A	
Specification	IEC 61984:2008-10
Visual test	Test passed
Specification	IEC 60512-1-1:2002-02
Dimensional test	Test passed
Specification	IEC 60512-1-2:2002-02
Resistance of marking	Test passed
Specification	IEC 60068-2-70:1995-12
Insertion and withdrawal force	Test passed
Specification	IEC 60512-13-2:2006-02
No. of cycles	50
Insertion strength per pos. approx.	8 N
Withdraw strength per pos. approx.	5 N
Polarization and coding	Test passed
Specification	IEC 60512-13-5:2006-02
Test force	20 N
Contact retention in insert	Test passed
Specification	IEC 60512-15-1:2008-05
Test force per pos.	42 N

1804810 PC 4/ 4-G-7,62**11 Electrical tests****11.1 Electrical data**

Rated current / conductor cross section	20 A / 4 mm ²
Rated insulation voltage (III/2)	630 V
Rated surge voltage (III/2)	6 kV
Contact resistance	0.5 mΩ
Degree of pollution	2

11.2 Air and creepage distances

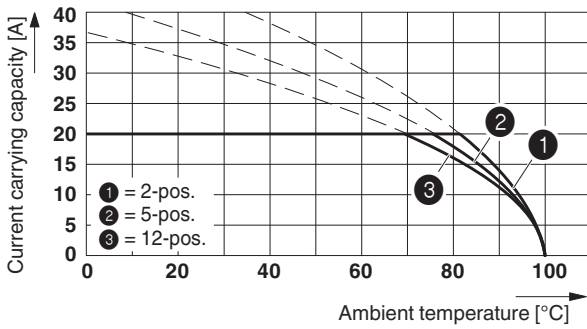
Component	Header		
Specification	IEC 60664-1:2007-04		
Mains type	unearthed mains		
Insulating material group	I		
Comparative tracking index (IEC 60112:2003-01)	CTI 600		
Rated insulation voltage	400 V	630 V	630 V
Rated surge voltage	6 kV	6 kV	6 kV
Degree of pollution	3	2	2
Overvoltage category	III	III	II
Minimum clearance case A (inhomogeneous field)	5.5 mm	5.5 mm	5.5 mm
Minimum value of the creepage path requirement in acc. with table	5.5 mm	5.5 mm	5.5 mm

1804810 PC 4/ 4-G-7,62

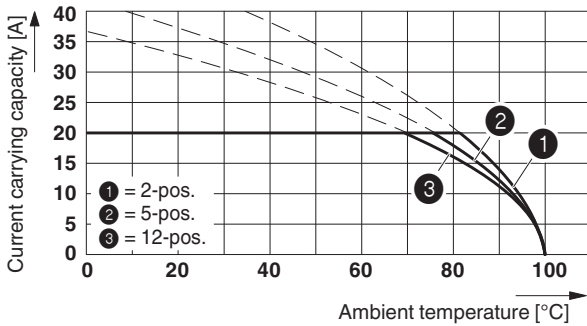
12 Current carrying capacity/derating curves

Specification	IEC 61984:2008-10
Note	Representation based on IEC 60512-5-2:2002-02
Reduction factor	0.8
Number of positions	See diagram
Conductor cross section	4 mm ²
Note	

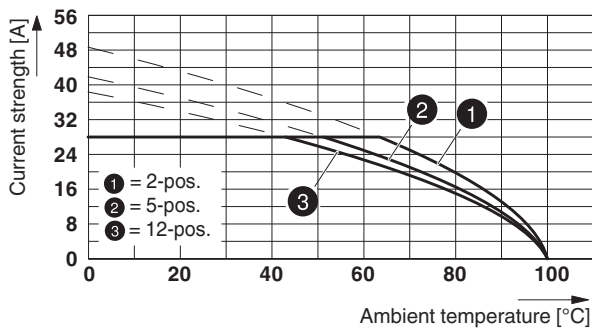
Type: PC 4/...-ST-7,62 with PC 4/...-G-7,62



Type: PC 4/...-STF-7,62 with PC 4/...-G-7,62 and BF-PC 4

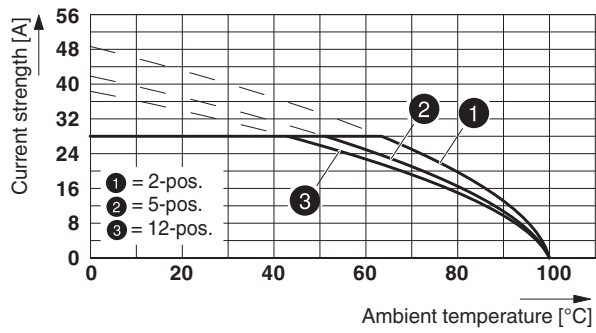


Derating curve for: PC 5/...-ST1-7,62 with PC 4/...-G-7,62
Conductor cross section: 4 mm²



1804810 PC 4/ 4-G-7,62

Typ: PC 5/...-STF1-7,62 with PC 4/...-G-7,62 and BF-PC 4
 Conductor cross section: 4 mm²



Typ: PC 4/...-STF-7,62 mit PCV 4/...-G-7,62 und BF-PC 4


1804810 PC 4/ 4-G-7,62**13 Environmental and durability tests****13.1 Vibration test**


Specification	IEC 60068-2-6:2007-12
Result	Test passed
Frequency	10 - 150 - 10 Hz
Sweep speed	1 octave/min
Amplitude	0.35 mm (10 - 60.1 Hz)
Acceleration	5 g (60.1 - 150 Hz)
Test duration per axis	2.5 h
Test directions	X-, Y- and Z-axis


14 Classification for connectors

Specification	IEC 61984:2008-10
Main features	Connectors without switching capacity (COC)
Construction form	Fixed connectors
Strain relief elements	without strain relief
Protection against electric shock	not encapsulated - back of hand safety when plugged in
Protection class	
Protective conductor	without PE
Lock	no

15 Approvals

CSA 				
Use group	B	C		
mm ² /AWG/kcmil				
Voltage	300 V	300 V		
Current	20 A	20 A		

UL Recognized 				
Use group	B	C		
mm ² /AWG/kcmil				
Voltage	300 V	300 V		
Current	20 A	20 A		

cUL Recognized 				
Use group	B	C		
mm ² /AWG/kcmil				
Voltage	300 V	300 V		
Current	20 A	20 A		

LR 				

BV 				

1804810 PC 4/ 4-G-7,62

RS 

EAC 

DNV GL

cULus Recognized 

1804810 PC 4/ 4-G-7,62**16 Commercial Data**

Order No.	1804810
Type	PC 4/ 4-G-7,62
Pieces per package	50
Net weight	7.66 g
GTIN	4017918046255
	Information that applies locally, see link on page 1
Country of origin	Information that applies locally, see link on page 1

17 corresponding plugs



Order No.	Type
1804920	PC 4/ 4-ST-7,62
1840175	PCC 4/ 4-ST-7,62

18 Accessories

Description	Order No.	Type
Coding profile, for plugging into the coding ribs of the plug at a later date, insulating material, color: Red	1701967	CP-PC RD
Mounting flange, is snapped onto the left and right of the headers, for screw connection with PC 4/...-STF-7.62	1827570	BF-PC 4
	1968387	POWERCOMBICON PCB-SHIELD

1804810 PC 4/ 4-G-7,62

19 Combination tests

**PC 4/..-G**

Specification

Mechanical tests (A)

Insertion/withdrawal force per position

Polarization when inserted
Requirement >20 NContact holder in insert
Requirements >20 N**Durability tests (B)**Contact resistance R_1

Insertion/withdrawal cycles

Contact resistance R_2 Rated impulse voltage at sea level
Voltage waveform $\geq (1.2/50 \mu s)$ Power-frequency withstand voltage
Voltage waveform $\geq (50/60 \text{ Hz})$ Insulation resistance
Requirements > 5 M Ω **Thermal tests (C)**

Tested number of positions

Tested conductor cross section

Test current

Upper limiting temperature
Requirements < 100°C**Climatic tests (D)**

Test sequence 1: low temperature storage

Test sequence 2: heat storage

Test sequence 3: noxious gas storage
(ISO 6988)Rated impulse voltage at sea level
Voltage waveform $\geq (1.2/50 \mu s)$ Power-frequency withstand voltage
Voltage waveform $\geq (50/60 \text{ Hz})$ **Environmental and endurance tests (E)**

Specification

Degree of protection

PC 4/..-ST

IEC 61984

PC 4/..-STF

IEC 61984

PC 5/..-ST1

IEC 61984

PC 5/..-STF1

IEC 61984

approx. 8 N / 5 N

approx. 8 N / 5 N

approx. 8 N / 6 N

approx. 8 N / 6 N

Test passed

Test passed

Test passed

Test passed

Test passed

Test passed

Test passed

Test passed

0.5 m Ω 0.5 m Ω 0.45 m Ω 0.45 m Ω

50

50

50

50

0.6 m Ω 0.6 m Ω 0.6 m Ω 0.6 m Ω

7.3 kV

7.3 kV

7.3 kV

7.3 kV

3.31 kV

3.31 kV

3.31 kV

3.31 kV

12 T Ω 12 T Ω >10¹² Ω >10¹² Ω

12

12

12

12

4 mm²4 mm²4 mm²4 mm²

20 A

20 A

Test passed

Test passed

-40 °C/2 h

-40 °C/2 h

-40 °C/2 h

-40 °C/2 h

100 °C/168 h

100 °C/168 h

100 °C/168 h

100 °C/168 h

0.2 dm³ SO₂ on 300 dm³/
40 °C/1 cycle0.2 dm³ SO₂ on 300 dm³/
40 °C/1 cycle0.2 dm³ SO₂ on 300 dm³/
40 °C/1 cycle0.2 dm³ SO₂ on 300 dm³/
40 °C/1 cycle

7.3 kV

7.3 kV

7.3 kV

7.3 kV

3.31 kV

3.31 kV

3.31 kV

3.31 kV

IEC 61984:2008-10

IEC 61984:2008-10

IEC 61984:2008-10

IEC 61984:2008-10

Back of hand safety with
IP10 access probeBack of hand safety with
IP10 access probeBack of hand safety with
IP10 access probeBack of hand safety with
IP10 access probe

1804810 PC 4/ 4-G-7,62**PC 4/..-G**

Specification

Mechanical tests (A)

Insertion/withdrawal force per position

Polarization when inserted
Requirement >20 NContact holder in insert
Requirements >20 N**Durability tests (B)**Contact resistance R_1

Insertion/withdrawal cycles

Contact resistance R_2 Rated impulse voltage at sea level
Voltage waveform $\geq (1.2/50 \mu s)$ Power-frequency withstand voltage
Voltage waveform $\geq (50/60 \text{ Hz})$ Insulation resistance
Requirements > 5 M Ω **Thermal tests (C)**

Tested number of positions

Tested conductor cross section

Test current

Upper limiting temperature
Requirements < 100°C**Climatic tests (D)**

Test sequence 1: low temperature storage

Test sequence 2: heat storage

Test sequence 3: noxious gas storage
(ISO 6988)Rated impulse voltage at sea level
Voltage waveform $\geq (1.2/50 \mu s)$ Power-frequency withstand voltage
Voltage waveform $\geq (50/60 \text{ Hz})$ **Environmental and endurance tests (E)**

Specification

Degree of protection

**PC 4/..-STF**

IEC 61984

approx. 9 N / 6 N

Test passed

Test passed

0.6 m Ω

25

0.7 m Ω

7.3 kV

3.31 kV

> 0.2 T Ω

12

4 mm²

20 A

Test passed

-40 °C/2 h

100 °C/168 h

0.2 dm³ SO₂ on 300 dm³/
40 °C/1 cycle

7.3 kV

3.31 kV

IEC 61984:2008-10

Finger safety with IP20
test finger