


# PT 2,5-TWIN - Feed-through terminal block



3209549

<https://www.phoenixcontact.com/pc/products/3209549>

Please be informed that the data shown in this PDF document is generated from our online catalog. Please find the complete data in the user documentation. Our general terms of use for downloads are valid.



Feed-through terminal block, nom. voltage: 800 V, nominal current: 24 A, number of connections: 3, connection method: Push-in connection, Rated cross section: 2.5 mm<sup>2</sup>, cross section: 0.14 mm<sup>2</sup> - 4 mm<sup>2</sup>, mounting type: NS 35/7,5, NS 35/15, color: gray

## Your advantages

- Time-saving conductor connection thanks to tool-free direct-connection technology
- Convenient plugging with lower insertion force
- High conductor pull-out forces due to the spring design
- Vibration-resistant and maintenance-free conductor connection
- Full flexibility thanks to the standardized CLIPLINE complete bridging, marking, and testing accessories
- Compact wiring of three conductors in a single terminal block
- Optimized for manual and automated wiring

## Commercial data

Item number	3209549
Packing unit	50 pc
Minimum order quantity	50 pc
Product key	BE2212
GTIN	4046356329811
Weight per piece (including packing)	8.79 g
Weight per piece (excluding packing)	8.257 g
Customs tariff number	85369010
Country of origin	DE

# PT 2,5-TWIN - Feed-through terminal block



3209549

<https://www.phoenixcontact.com/pc/products/3209549>

## Technical data

### Notes

#### General

Note	The max. load current must not be exceeded by the total current of all connected conductors.
------	--

### Product properties

Product type	Multi-conductor terminal block
Product family	PT
Area of application	Railway industry
	Machine building
	Plant engineering
	Process industry
Number of connections	3
Number of rows	1
Potentials	1

#### Insulation characteristics

Overvoltage category	III
Degree of pollution	3

### Electrical properties

Rated surge voltage	8 kV
Maximum power dissipation for nominal condition	0.77 W

### Connection data

Number of connections per level	3
Nominal cross section	2.5 mm <sup>2</sup>
Connection method	Push-in connection
Stripping length	8 mm ... 10 mm
Internal cylindrical gage	A3
Connection in acc. with standard	IEC 60947-7-1
Conductor cross-section rigid	0.14 mm <sup>2</sup> ... 4 mm <sup>2</sup>
Cross section AWG	26 ... 12 (converted acc. to IEC)
Conductor cross-section flexible	0.14 mm <sup>2</sup> ... 4 mm <sup>2</sup>
Conductor cross-section, flexible [AWG]	26 ... 12 (converted acc. to IEC)
Conductor cross-section flexible ultrasound-compressed	0.34 mm <sup>2</sup> ... 4 mm <sup>2</sup>
Conductor cross-section, flexible [AWG] ultrasound-compressed	22 ... 12 (converted acc. to IEC)
Conductor cross-section flexible (ferrule without plastic sleeve)	0.14 mm <sup>2</sup> ... 2.5 mm <sup>2</sup>
Flexible conductor cross-section (ferrule with plastic sleeve)	0.14 mm <sup>2</sup> ... 2.5 mm <sup>2</sup>
2 conductors with the same cross section, flexible, with TWIN ferrule with plastic sleeve	0.5 mm <sup>2</sup>
Nominal cross section	2.5 mm <sup>2</sup>

# PT 2,5-TWIN - Feed-through terminal block



3209549

<https://www.phoenixcontact.com/pc/products/3209549>

Nominal current	24 A
Maximum load current	28 A (with 4 mm <sup>2</sup> conductor cross-section, rigid)
Nominal voltage	800 V

## Connection cross sections directly pluggable

Conductor cross-section rigid	0.34 mm <sup>2</sup> ... 4 mm <sup>2</sup>
Conductor cross-section flexible (ferrule without plastic sleeve)	0.5 mm <sup>2</sup> ... 2.5 mm <sup>2</sup>
Flexible conductor cross-section (ferrule with plastic sleeve)	0.34 mm <sup>2</sup> ... 2.5 mm <sup>2</sup>

## Ex data

### Rated data (ATEX/IECEx)

Identification	⊕ II 2 G Ex eb IIC Gb
Operating temperature range (1)	-60 °C ... 85 °C
Operating temperature range (2)	-40 °C ... 110 °C
Ex-certified accessories	3030488 D-ST 2,5-TWIN
	3036602 DS-ST 2,5
	3030789 ATP-ST-TWIN
	1204517 SZF 1-0,6X3,5
	3022276 CLIPFIX 35-5
	3022218 CLIPFIX 35
List of bridges	Plug-in bridge / FBS 2-5 / 3030161
	Plug-in bridge / FBS 3-5 / 3030174
	Plug-in bridge / FBS 4-5 / 3030187
	Plug-in bridge / FBS 5-5 / 3030190
	Plug-in bridge / FBS 20-5 / 3030226
	Plug-in bridge / FBS 20-5 / 3030226
	Plug-in bridge / FBS 50-5 / 3038930
Bridge data	19 A (2.5 mm <sup>2</sup> )
Ex temperature increase	40 K (19 A / 2.5 mm <sup>2</sup> )
for bridging with bridge	550 V
- At bridging between non-adjacent terminal blocks	352 V
- At cut-to-length bridging	220 V
- At cut-to-length bridging with cover	275 V
- At cut-to-length bridging with partition plate	550 V
Rated insulation voltage	500 V
output	(Permanent)

### Ex level General

Rated voltage	550 V
Rated current	19 A
Maximum load current	23 A
Contact resistance	1.03 mΩ

### Ex connection data General

Nominal cross section	2.5 mm <sup>2</sup>
-----------------------	---------------------

# PT 2,5-TWIN - Feed-through terminal block



3209549

<https://www.phoenixcontact.com/pc/products/3209549>

Rated cross section AWG	14
Connection capacity rigid	0.14 mm <sup>2</sup> ... 4 mm <sup>2</sup>
Connection capacity AWG	26 ... 12
Connection capacity flexible	0.14 mm <sup>2</sup> ... 2.5 mm <sup>2</sup>
Connection capacity AWG	26 ... 14

## Dimensions

Width	5.2 mm
End cover width	2.2 mm
Height	60.4 mm
Depth	35.3 mm
Depth on NS 35/7,5	36.8 mm
Depth on NS 35/15	44.3 mm

## Material specifications

Color	gray (RAL 7042)
Flammability rating according to UL 94	V0
Insulating material group	I
Insulating material	PA
Static insulating material application in cold	-60 °C
Relative insulation material temperature index (Elec., UL 746 B)	130 °C
Fire protection for rail vehicles (DIN EN 45545-2) R22	HL 1 - HL 3
Fire protection for rail vehicles (DIN EN 45545-2) R23	HL 1 - HL 3
Fire protection for rail vehicles (DIN EN 45545-2) R24	HL 1 - HL 3
Fire protection for rail vehicles (DIN EN 45545-2) R26	HL 1 - HL 3
Surface flammability NFPA 130 (ASTM E 162)	passed
Specific optical density of smoke NFPA 130 (ASTM E 662)	passed
Smoke gas toxicity NFPA 130 (SMP 800C)	passed

## Electrical tests

### Surge voltage test

Test voltage setpoint	9.8 kV
Result	Test passed

### Temperature-rise test

Requirement temperature-rise test	Increase in temperature ≤ 45 K
Result	Test passed
Short-time withstand current 2.5 mm <sup>2</sup>	0.3 kA
Result	Test passed

### Power-frequency withstand voltage

Test voltage setpoint	2 kV
Result	Test passed

## Mechanical properties

# PT 2,5-TWIN - Feed-through terminal block



3209549

<https://www.phoenixcontact.com/pc/products/3209549>

## Mechanical data

Open side panel	Yes
-----------------	-----

## Mechanical tests

### Mechanical strength

Result	Test passed
--------	-------------

### Attachment on the carrier

DIN rail/fixing support	NS 35
Test force setpoint	1 N
Result	Test passed

### Test for conductor damage and slackening

Rotation speed	10 (+/- 2) rpm
Revolutions	135
Conductor cross-section/weight	0.14 mm <sup>2</sup> / 0.2 kg
	2.5 mm <sup>2</sup> / 0.7 kg
	4 mm <sup>2</sup> / 0.9 kg
Result	Test passed

## Environmental and real-life conditions

### Aging

Temperature cycles	192
Result	Test passed

### Needle-flame test

Time of exposure	30 s
Result	Test passed

### Oscillation/broadband noise

Specification	DIN EN 50155 (VDE 0115-200):2022-06
Spectrum	Long life test category 2, bogie-mounted
Frequency	$f_1 = 5 \text{ Hz}$ to $f_2 = 250 \text{ Hz}$
ASD level	6.12 (m/s <sup>2</sup> ) <sup>2</sup> /Hz
Acceleration	3.12g
Test duration per axis	5 h
Test directions	X-, Y- and Z-axis
Result	Test passed

### Shocks

Specification	DIN EN 50155 (VDE 0115-200):2008-03
Pulse shape	Half-sine
Acceleration	5g
Shock duration	30 ms
Number of shocks per direction	3

# PT 2,5-TWIN - Feed-through terminal block



3209549

<https://www.phoenixcontact.com/pc/products/3209549>

Test directions	X-, Y- and Z-axis (pos. and neg.)
Result	Test passed

## Ambient conditions

Ambient temperature (operation)	-60 °C ... 110 °C (Operating temperature range incl. self-heating; for max. short-term operating temperature, see RTI Elec.)
Ambient temperature (storage/transport)	-25 °C ... 60 °C (for a short time, not exceeding 24 h, -60 °C to +70 °C)
Ambient temperature (assembly)	-5 °C ... 70 °C
Ambient temperature (actuation)	-5 °C ... 70 °C
Permissible humidity (operation)	20 % ... 90 %
Permissible humidity (storage/transport)	30 % ... 70 %

## Standards and regulations

Connection in acc. with standard	IEC 60947-7-1
----------------------------------	---------------

## Mounting

Mounting type	NS 35/7,5
	NS 35/15

# PT 2,5-TWIN - Feed-through terminal block



3209549

<https://www.phoenixcontact.com/pc/products/3209549>

## Drawings

Circuit diagram



# PT 2,5-TWIN - Feed-through terminal block



3209549

<https://www.phoenixcontact.com/pc/products/3209549>

## Approvals

To download certificates, visit the product detail page: <https://www.phoenixcontact.com/pc/products/3209549>

 <b>CSA</b> Approval ID: 158887				
	Nominal voltage $U_N$	Nominal current $I_N$	Cross section AWG	Cross section $mm^2$
B	600 V	20 A	26 - 12	-
C	600 V	20 A	26 - 12	-

 <b>IECEE CB Scheme</b> Approval ID: DE1-66980				
	Nominal voltage $U_N$	Nominal current $I_N$	Cross section AWG	Cross section $mm^2$
keine	800 V	24 A	-	0.2 - 2.5

 <b>EAC</b> Approval ID: RU C-DE.BL08.B.00644				
---	--	--	--	--

 <b>cULus Recognized</b> Approval ID: E60425				
	Nominal voltage $U_N$	Nominal current $I_N$	Cross section AWG	Cross section $mm^2$
B	600 V	20 A	26 - 12	-
C	600 V	20 A	26 - 12	-
F	800 V	20 A	26 - 12	-

 <b>LR</b> Approval ID: LR2371832TA				
---	--	--	--	--

 <b>NK</b> Approval ID: 22ME0007				
--	--	--	--	--

 <b>BV</b> Approval ID: 25278/C1 BV				
---	--	--	--	--

# PT 2,5-TWIN - Feed-through terminal block



3209549

<https://www.phoenixcontact.com/pc/products/3209549>

 <b>VDE Zeichengenehmigung</b> Approval ID: 40032222				
	Nominal voltage $U_N$	Nominal current $I_N$	Cross section AWG	Cross section $\text{mm}^2$
keine				
	800 V	24 A	-	0.2 - 2.5


<b>ABS</b> Approval ID: 21-2192245-PDA				
---	--	--	--	--

<b>ClassNK</b> <b>NK</b> Approval ID: 14ME0912				
---	--	--	--	--

<b>DNV</b> Approval ID: TAE000010T				
---------------------------------------	--	--	--	--

 <b>cUL Recognized</b> Approval ID: E192998				
	Nominal voltage $U_N$	Nominal current $I_N$	Cross section AWG	Cross section $\text{mm}^2$
keine				
	550 V	20 A	26 - 12	-

 <b>EAC Ex</b> Approval ID: RU C-DE.AB72.B.02351				
--	--	--	--	--

 <b>IEC Ex</b> Approval ID: IECExPTB10.0021U				
	Nominal voltage $U_N$	Nominal current $I_N$	Cross section AWG	Cross section $\text{mm}^2$
keine				
Only flexible conductors	550 V	19 A	-	0.14 - 2.5
Only rigid conductors	550 V	23 A	-	0.14 - 4

 <b>UL Recognized</b> Approval ID: E192998				
	Nominal voltage $U_N$	Nominal current $I_N$	Cross section AWG	Cross section $\text{mm}^2$
keine				
	550 V	20 A	26 - 12	-

# PT 2,5-TWIN - Feed-through terminal block





3209549


<https://www.phoenixcontact.com/pc/products/3209549>

 <b>ATEX</b> Approval ID: PTB09ATEX1111U				
	Nominal voltage $U_N$	Nominal current $I_N$	Cross section AWG	Cross section $\text{mm}^2$
keine				
Only flexible conductors	550 V	19 A	-	0.14 - 2.5
Only rigid conductors	550 V	23 A	-	0.14 - 4

 <b>CCC</b> Approval ID: 2020322313000631				
---	--	--	--	--

 <b>KC-s</b> Approval ID: 20-KA4BO-0658U				
--	--	--	--	--

 <b>UKCA-EX</b> Approval ID: CSAE 22UKEX1096U				
---	--	--	--	--

 <b>EAC Ex</b> Approval ID: KZ 7500525010101950				
---	--	--	--	--

# PT 2,5-TWIN - Feed-through terminal block



3209549

<https://www.phoenixcontact.com/pc/products/3209549>

## Classifications

### ECLASS

ECLASS-13.0	27250101
ECLASS-15.0	27250101

### ETIM

ETIM 10.0	EC000897
-----------	----------

### UNSPSC

UNSPSC 21.0	39121400
-------------	----------

# PT 2,5-TWIN - Feed-through terminal block



3209549

<https://www.phoenixcontact.com/pc/products/3209549>

## Environmental product compliance

### EU RoHS

Fulfills EU RoHS substance requirements	Yes, No exemptions
---	--------------------

### China RoHS

Environment friendly use period (EFUP)	EFUP-E
	No hazardous substances above the limits

### EU REACH SVHC

REACH candidate substance (CAS No.)	No substance above 0.1 wt%
-------------------------------------	----------------------------

### EF3.1 Climate Change

CO2e kg	0.052 kg CO2e
---------	---------------

Phoenix Contact 2026 © - all rights reserved  
<https://www.phoenixcontact.com>

PHOENIX CONTACT GmbH & Co. KG  
Flachsmarktstraße 8  
D-32825 Blomberg  
+49 (0) 5235-3 00  
[info@phoenixcontact.com](mailto:info@phoenixcontact.com)