Transfer or duplication of this document as well as the utilisation or communication of its content are not permitted unless express consent is granted. Violations give rise to claims for damages. All rights reserved in case of patent, utility model or design patent registrations.
Tolerance specifications do not include clearances inherent in the design.

Recommended panel cutout

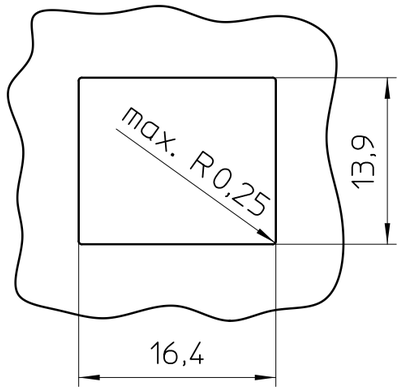

2:1

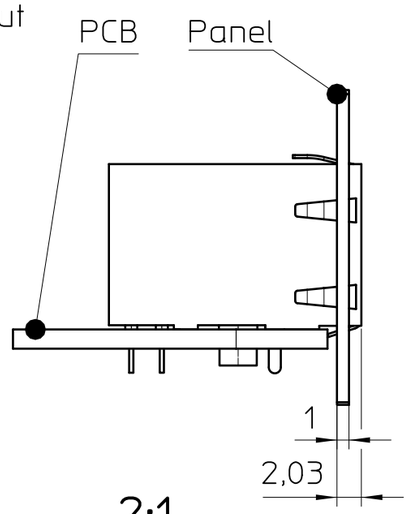

2:1

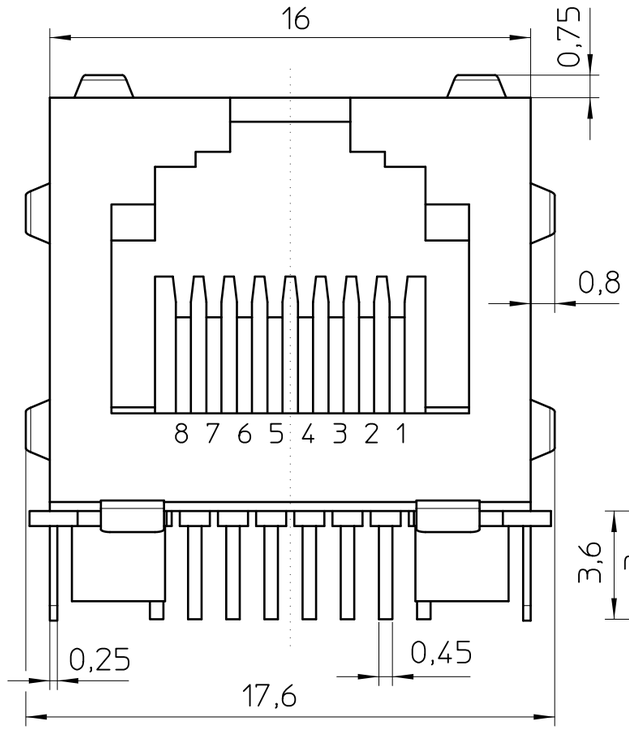

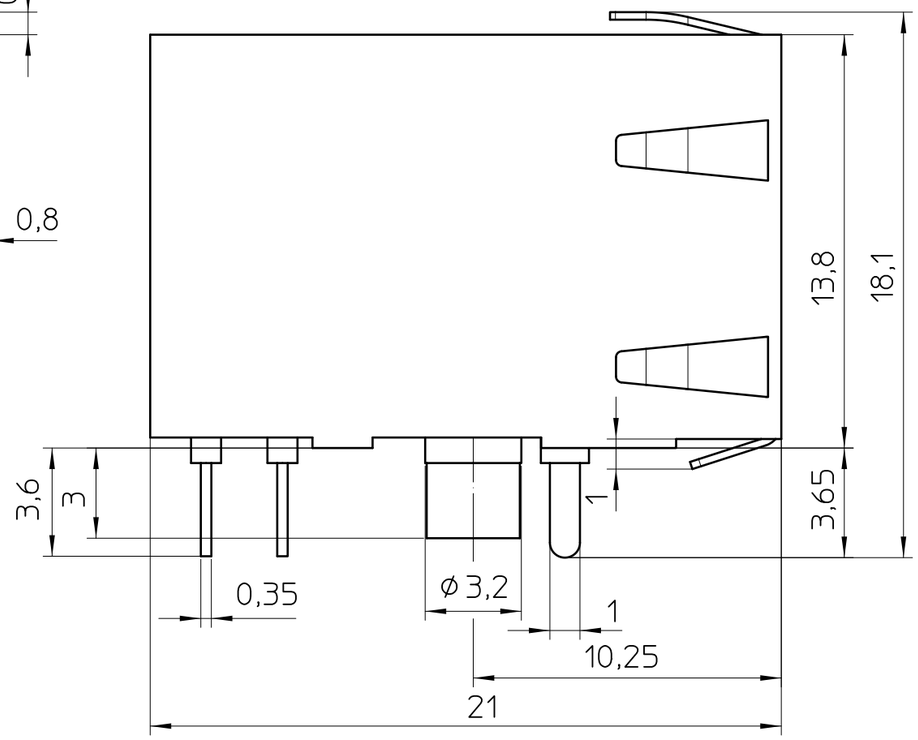

PCB drill hole dimensions
(seen from component side)

2:1

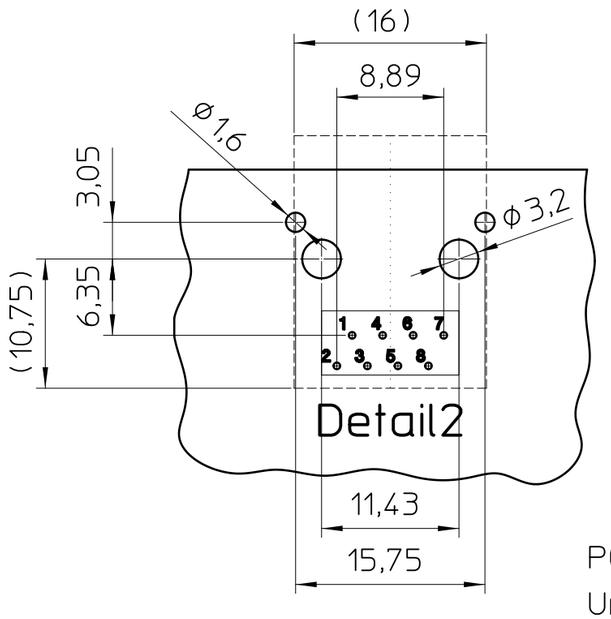

Detail2
5:1
Signal PIN Number Detail

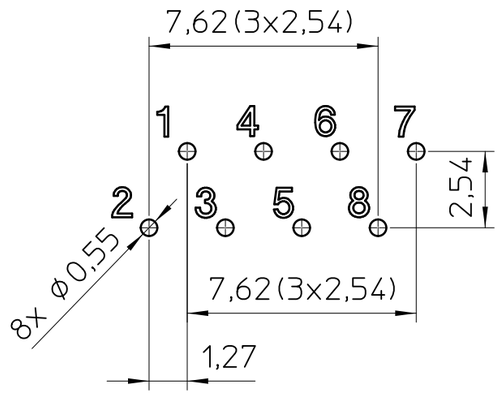

PCB Thickness: 1,6mm
Unless otherwise specified tolerances are ±0,05

- EN ISO 291 23/50

DIN A3	document-no. / ri 01138006 / 01	article-no. 1653087	scale 5:1	- Simplified representation - Document excluded from change process - Linear dimensions [mm]
PHOENIX CONTACT	date 13.06.2024	document-type TECDOC 2D_Productfamily		
page 1 of 1	description VS-08-BU-RJ45-6/LH-1			

Weitergabe sowie Vervielfältigung dieses Dokuments, Verwertung und Mitteilung seines Inhalts sind verboten, soweit nicht ausdrücklich gestattet. Zuwiderhandlungen verpflichten zu Schadenersatz. Alle Rechte für den Fall der Patent-, Gebrauchsmuster- oder Designeintragung vorbehalten.
Bauartbedingtes Spiel ist in den Toleranzangaben nicht berücksichtigt.