
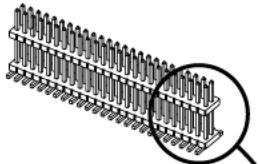
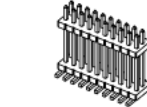




FW-25-03-G-D-163-120



FW-20-05-G-D-500-075



FW-10-03-G-D-233-075



Surface
SMT
Mount

.050" BOARD STACKER FW SERIES

SPECIFICATIONS

For complete specifications see www.samtec.com?FW

Insulator Material:
Black Liquid Crystal Polymer



Terminal Material:
Phosphor Bronze



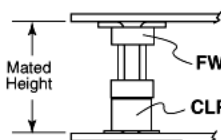
Plating:
Sn or Au over 50µ" (1,27µm) Ni

Current Rating:
1.75A @ 80°C ambient

Operating Temp Range:
-55°C to +125°C

Mates with:
CLP, FFSD, FLE

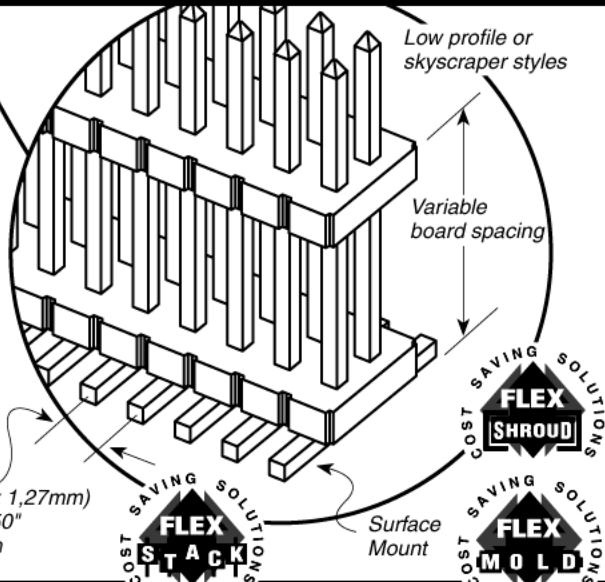
APPLICATIONS



Lead Style		Mated Height
FW	CLP	
FW-XX-03-X-X-233-065	-02	(8,13) .320
FW-XX-03-X-X-303-065		(9,91) .390

APPLICATION SPECIFIC OPTION

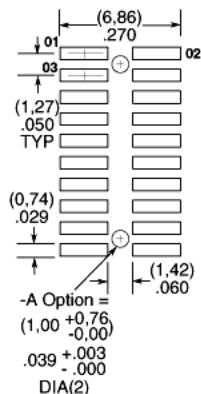
Single row option available. Call Samtec.



Note: This Series is non-standard, non-returnable.

Processing:

Max Processing Temp:
230°C for 60 seconds, or 260°C for 20 seconds 3x with all Au or Matte Sn plating
Lead-Free Solderable:
Yes, with all Au or Matte Sn
SMT Lead Coplanarity:
(0,10mm) .004" max (02-30)
(0,15mm) .006" max (31-50)
Suggested PCB Layouts:
For reference only. Please contact Samtec or go to www.samtec.com?FW for recommended PCB layout.

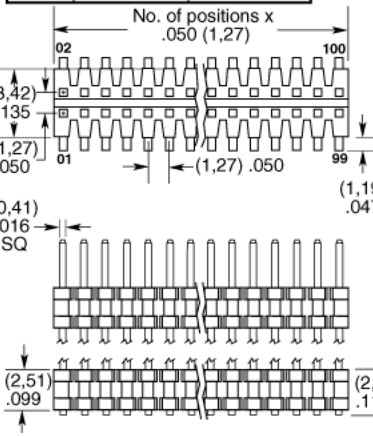


FW	NO. PINS PER ROW	LEAD STYLE	PLATING OPTION	D	STACKER HEIGHT	POST HEIGHT	OPTION
----	------------------	------------	----------------	---	----------------	-------------	--------

02 thru 50

Specify LEAD STYLE from chart

LEAD STYLE	STACKER HEIGHT	STACKER + POST
-03	(5,46) .215 to .335	(7,11) .280 to .400
-05	(8,64) .340 to .610	(10,29) .405 to .675



-G
= 10µ" (0,25µm) Gold on post, Gold flash on tail

-L or -LM
= 10µ" (0,25µm) Gold on post, Tin (-L) or Matte Tin (-LM) on tail

-F or -FM
= Gold flash on post, Tin (-F) or Matte Tin (-FM) on tail

"XXX"
= Stacker Height (in inches)
Example: -.250 = (6,35mm) .250"

"XXX"
= Post Height (in inches)
(1,65mm) .065" minimum
Example: -.065 = (1,65mm) .065"

-ES
= End Shroud (-075 post height only. Mate only with CLP) (5,46mm) .215" to (15,49mm) .610" stacker height only 9 pins/row min.

-EP
= End Shroud with Guide Post (-075 post height only. Mate only with CLP) (5,46mm) .215" to (15,49mm) .610" stacker height only 9 pins/row min.

-A
= Alignment Pin (3 positions min.) (5,46mm) .215" to (15,75mm) .620" stacker height only

-P
= Pick & Place Pad (5 positions min.)

-TR
= Tape & Reel (Post+Board Space = (17,46mm) .6875 max.)

TAPE & REEL AVAILABILITY
No tooling charges.
125 piece minimum order.
Order any quantity above minimum.
In-house design, manufacture.
Quick turn-around.
Call Samtec for specifications and ordering information.

Due to technical progress, all designs, specifications and components are subject to change without notice.

WWW.SAMTEC.COM