

DESIGNED & DIMENSIONED
IN INCHES [MILLIMETERS]

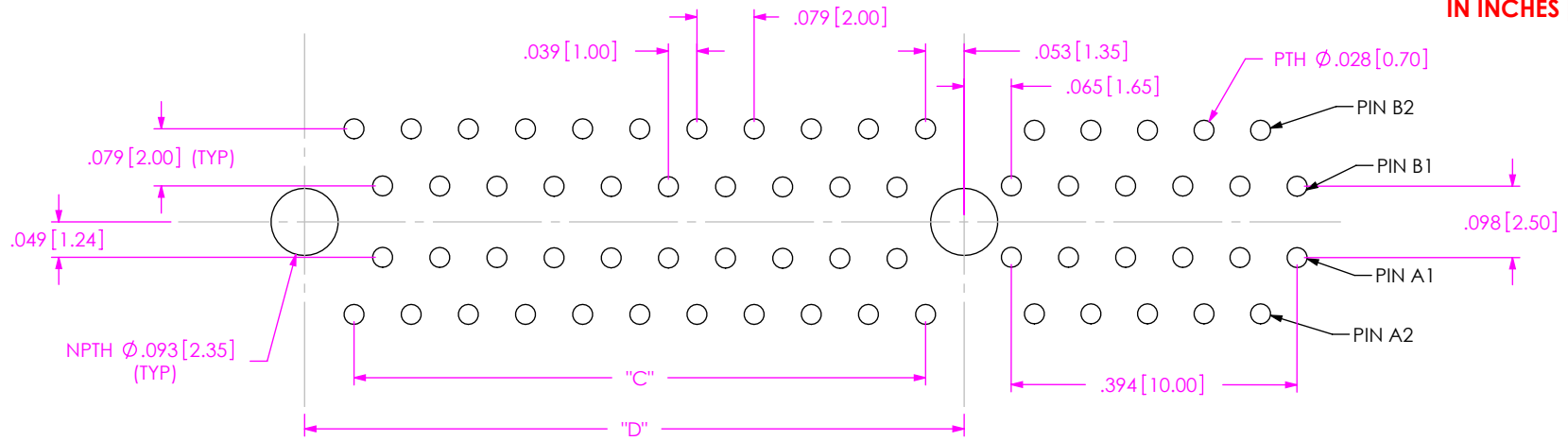


FIG 1
RECOMMENDED PCB LAYOUT
(FOR: -036, -064 & -164)

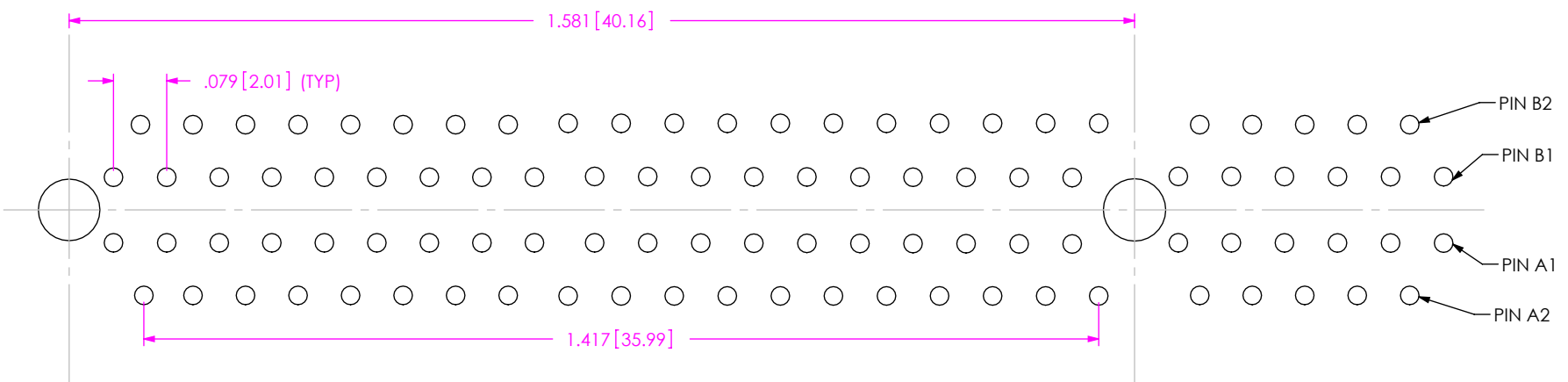


FIG 2
RECOMMENDED PCB LAYOUT
(FOR: -098)
(SAME AS FIG 1 UNLESS OTHERWISE NOTED)

TABLE 1		
No OF POS	"C"	"D"
-036	0.236 [6.00]	0.360 [9.15]
-064	0.787 [20.00]	0.911 [23.15]
-164	2.756 [70.00]	2.880 [73.15]

NOTES:

1. ALL DIMENSIONS ARE SYMMETRIC ABOUT THE CENTERLINE.

PROPRIETARY NOTE

THIS DOCUMENT CONTAINS INFORMATION CONFIDENTIAL AND PROPRIETARY TO SAMTEC, INC. AND SHALL NOT BE REPRODUCED OR TRANSFERRED TO OTHER DOCUMENTS OR DISCLOSED TO OTHERS OR USED FOR ANY PURPOSE OTHER THAN THAT WHICH IT WAS OBTAINED WITHOUT THE EXPRESSED WRITTEN CONSENT OF SAMTEC, INC.



520 PARK EAST BLVD, NEW ALBANY, IN 47150
PHONE: 812-944-6733 FAX: 812-948-5047
e-Mail: info@SAMTEC.com code: 55322

DESIGNED & DIMENSIONED
IN INCHES [MILLIMETERS]

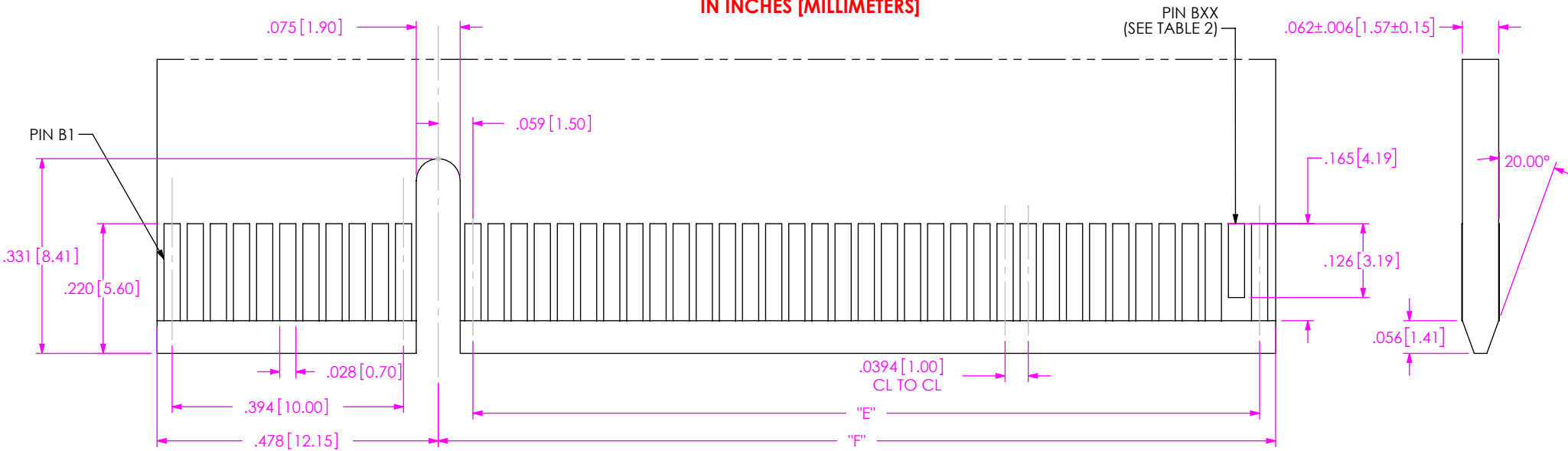


FIG 3
MATING CARD
PRIMARY (COMPONENT) SIDE

No OF POS	"E"	"F"	BXX
-036	0.236 [6.00]	0.321 [8.15]	B17
-064	0.787 [20.00]	0.872 [22.15]	B31
-098	1.458 [37.03]	1.542 [39.17]	B48
-164	2.756 [70.00]	2.841 [72.15]	B81

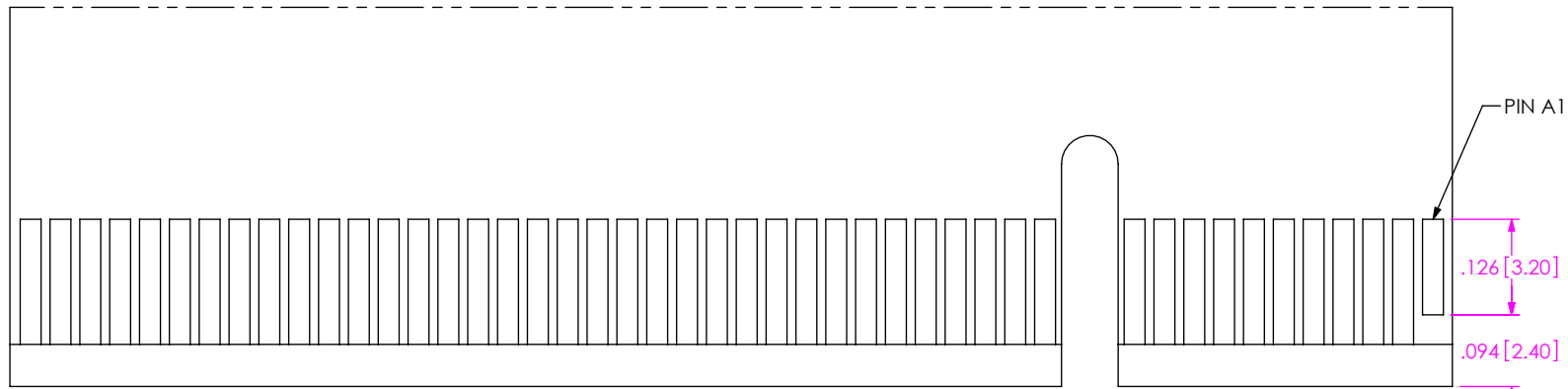


FIG 4
MATING CARD
SECONDARY (SOLDER) SIDE

NOTES:

1. PLATING TO BE .000030 INCHES GOLD WITH A HARDNESS OF 130-200 KNOOP PER ASTM B 488 TYPE 2, GRACE C.
2. ALL DIMENSIONS ARE SYMMETRIC ABOUT THE CENTERLINE.
3. PCIE SPECIFICATION TO SUPERSEDE SAMTEC RECOMMENDED LAYOUT.

F:\dwg\misc\mktg\footprt\PCIE-XXX-02-X-D-TH-FOOTPRINT.SLDDRW

PROPRIETARY NOTE
THIS DOCUMENT CONTAINS INFORMATION CONFIDENTIAL AND PROPRIETARY TO SAMTEC, INC. AND SHALL NOT BE REPRODUCED OR TRANSFERRED TO OTHER DOCUMENTS OR DISCLOSED TO OTHERS OR USED FOR ANY PURPOSE OTHER THAN THAT WHICH IT WAS OBTAINED WITHOUT THE EXPRESSED WRITTEN CONSENT OF SAMTEC, INC.



520 PARK EAST BLVD, NEW ALBANY, IN 47150
PHONE: 812-944-6733 FAX: 812-948-5047
e-Mail: info@SAMTEC.com code: 55322