

PIN type Power Inductor

RCH-110



Description

- Ferrite drum core construction.
- Magnetically unshielded
- LxWxH: 10.5x10.5x10.5mm Max.
- Product weight: 3.1 g(Ref.)
- Moisture Sensitivity Level: 1
- RoHS compliance



Environmental Data

- Operating temperature range: -40°C~+100°C (Including coil's self-temperature rise)
- Storage temperature range: -40°C~+100°C

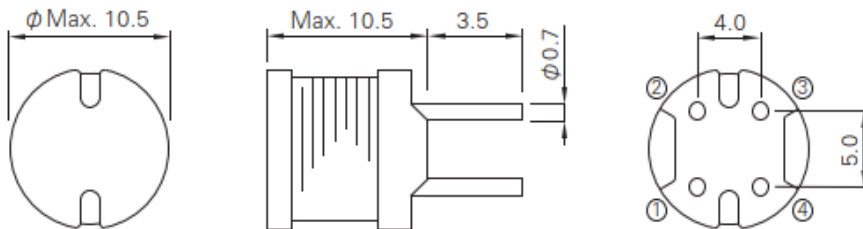
Packaging

- Box packaging (100pcs/box)

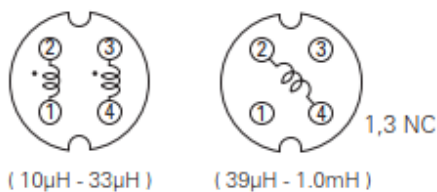
Applications

- Ideally used in Printers, LCD TV, DVD, Copy Machine, Mainboard of the compounding machines, etc. as DC-DC Converter inductors.

Dimensions - [mm]



Connection



Note: This specification is subject to change without notice. Please contact your nearest sales office for updated information when placing an order.

PIN type Power Inductor

RCH-110



Electrical Characteristics

Part Name	Inductance (μH) [Within]	D.C.R (mΩ) Max.	Saturation current (A) Max. (Typ.) 20°C ※1	Temperature rise current (A) (Typ.) ※2
RCH110NP-100M	10±20%	22.0	4.90 (5.50)	(6.70)
RCH110NP-120M	12±20%	23.0	4.60 (5.10)	(6.10)
RCH110NP-150M	15±20%	26.0	4.20 (4.70)	(5.90)
RCH110NP-180M	18±20%	33.0	3.80 (4.30)	(5.00)
RCH110NP-220M	22±20%	37.0	3.40 (4.70)	(4.70)
RCH110NP-270M	27±20%	48.0	3.10 (3.50)	(4.10)
RCH110NP-330K	33±20%	55.0	2.90 (3.20)	(3.70)
RCH110NP-390K	39±20%	73.0	2.60 (2.90)	(3.10)
RCH110NP-470K	47±20%	83.0	2.30 (2.60)	(2.90)
RCH110NP-560K	56±20%	92.0	2.10 (2.40)	(2.70)
RCH110NP-680K	68±10%	120	1.90 (2.15)	(2.30)
RCH110NP-820K	82±10%	140	1.80 (2.00)	(2.20)
RCH110NP-101K	100±10%	160	1.60 (1.78)	(2.00)
RCH110NP-121K	120±10%	200	1.44 (1.60)	(1.85)
RCH110NP-151K	150±10%	230	1.34 (1.49)	(1.80)
RCH110NP-181K	180±10%	310	1.22 (1.35)	(1.60)
RCH110NP-221K	220±10%	340	1.08 (1.20)	(1.42)
RCH110NP-271K	270±10%	400	0.99 (1.00)	(1.22)
RCH110NP-331K	330±10%	520	0.90 (1.00)	(1.10)
RCH106NP-391K	390±10%	650	0.81 (0.90)	(1.00)
RCH110NP-471K	470±10%	710	0.74 (0.82)	(0.96)
RCH110NP-561K	560±10%	1,000	0.68 (0.75)	(0.80)
RCH110NP-681K	680±10%	1,100	0.62 (0.69)	(0.75)

Note: This specification is subject to change without notice. Please contact your nearest sales office for updated information when placing an order.

PIN type Power Inductor

RCH-110



Part Name	Inductance (μH) [Within]	D.C.R(mΩ) Max.	Saturation current (A) Max. (Typ.) 20°C ※1	Temperature rise current (A) (Typ.) ※2
RCH110NP-821K	820±10%	1,300	0.57 (0.63)	(0.70)
RCH110NP-102K	1,000±10%	1,700	0.50 (0.56)	(0.58)

※ 1 Saturation current: The value of DC current when the inductance becomes 10% lower than its initial value.

※ 2 Temperature rise current: The current when temperature of coil becomes $\Delta T=40^{\circ}\text{C}$ ($T_a=20^{\circ}\text{C}$)

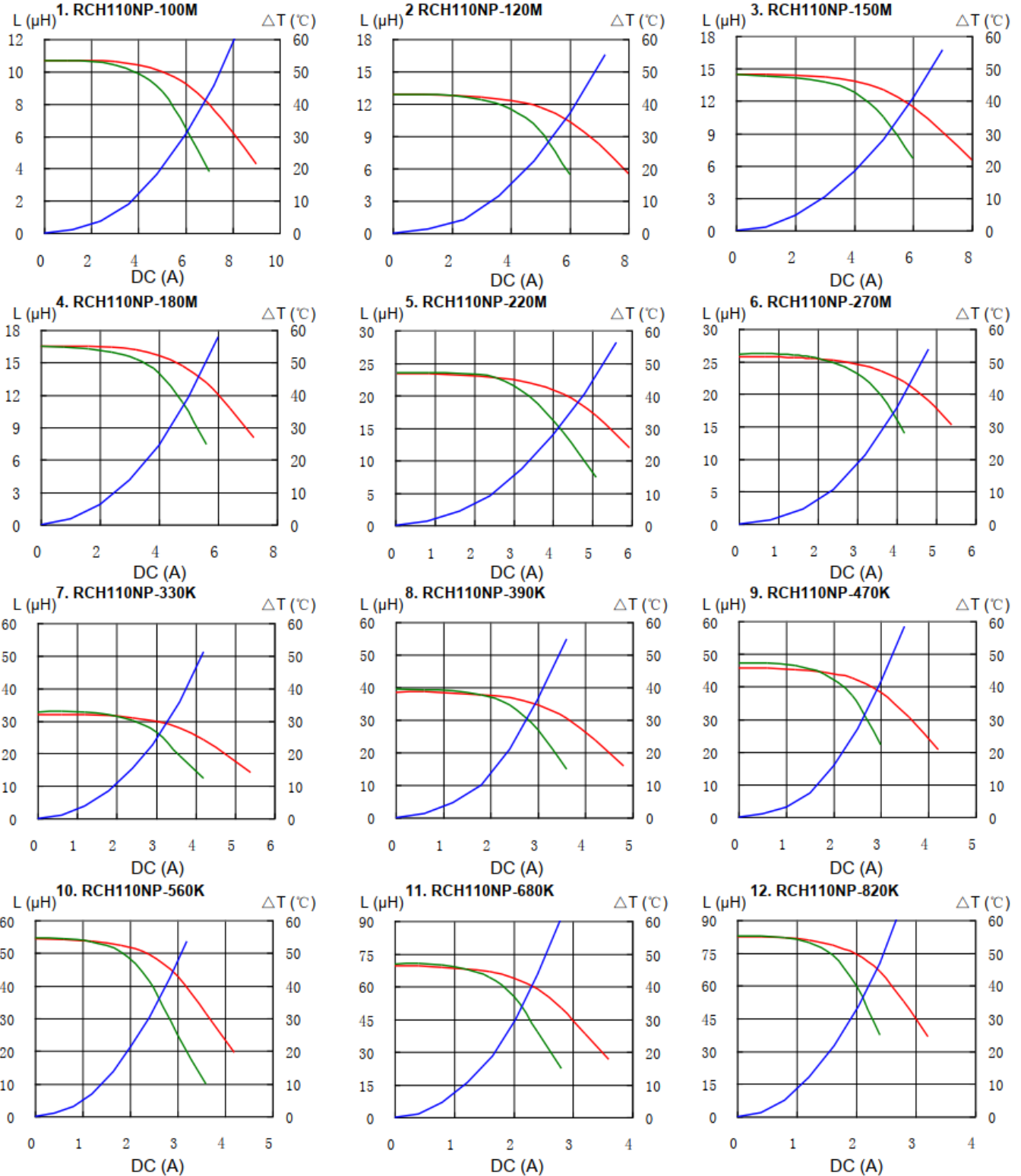
PIN type Power Inductor

RCH-110



Saturation Current & Temperature Rise Graph

— L (20°C) — L (100°C) — ΔT



Note: This specification is subject to change without notice. Please contact your nearest sales office for updated information when placing an order.

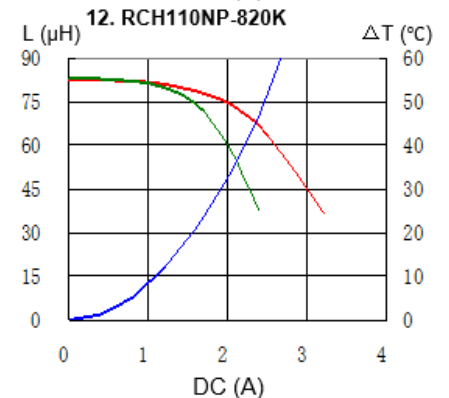
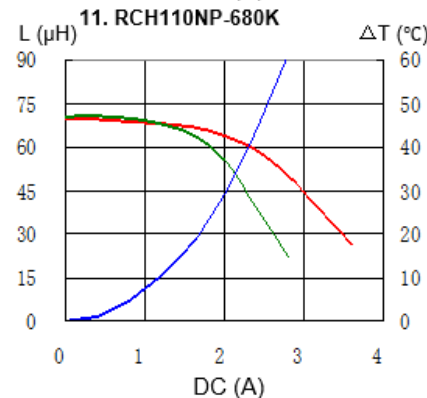
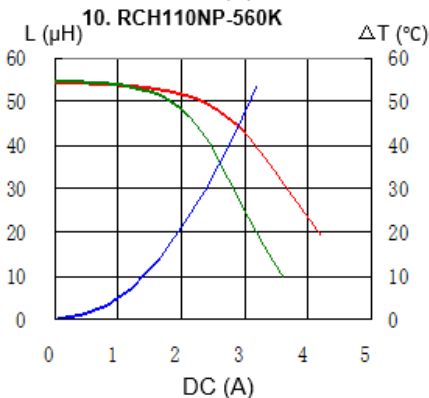
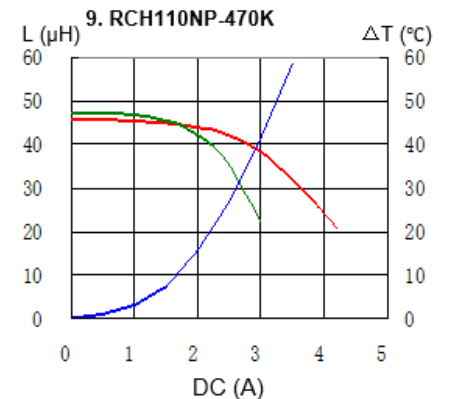
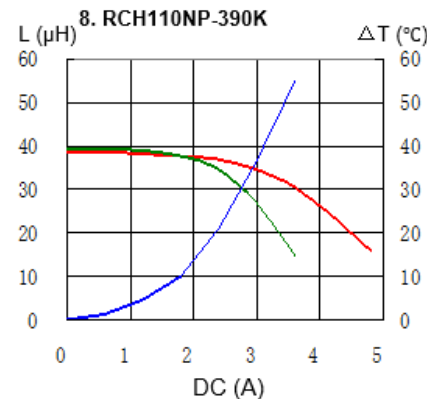
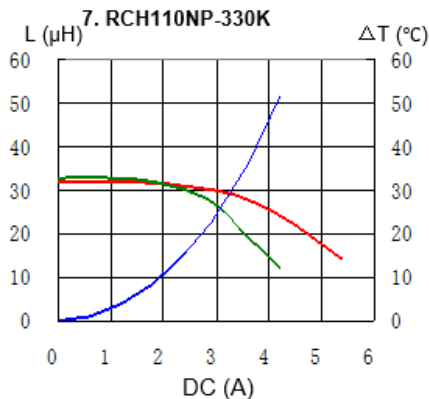
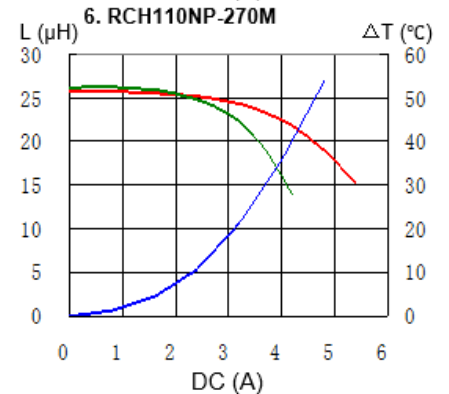
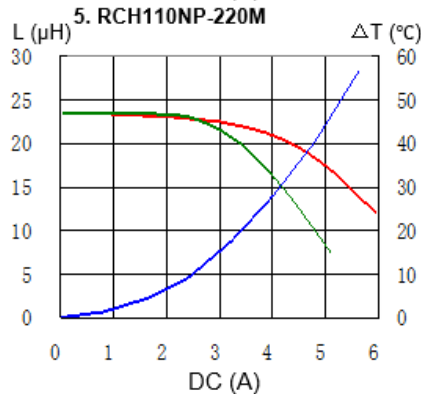
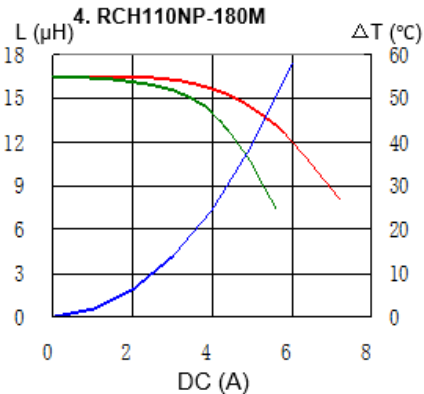
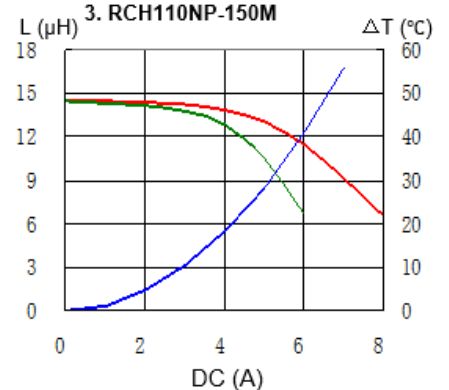
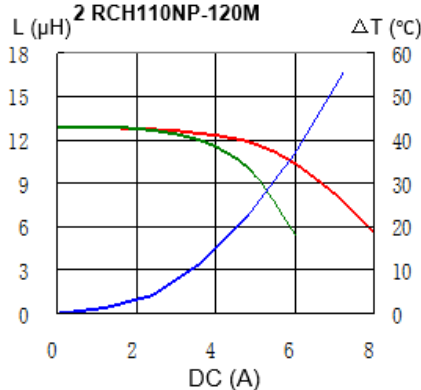
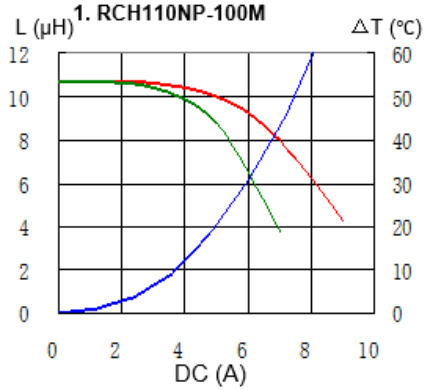
PIN type Power Inductor

RCH-110



Saturation Current & Temperature Rise Graph

— L (20°C) — L (100°C) — ΔT



Note: This specification is subject to change without notice. Please contact your nearest sales office for updated information when placing an order.

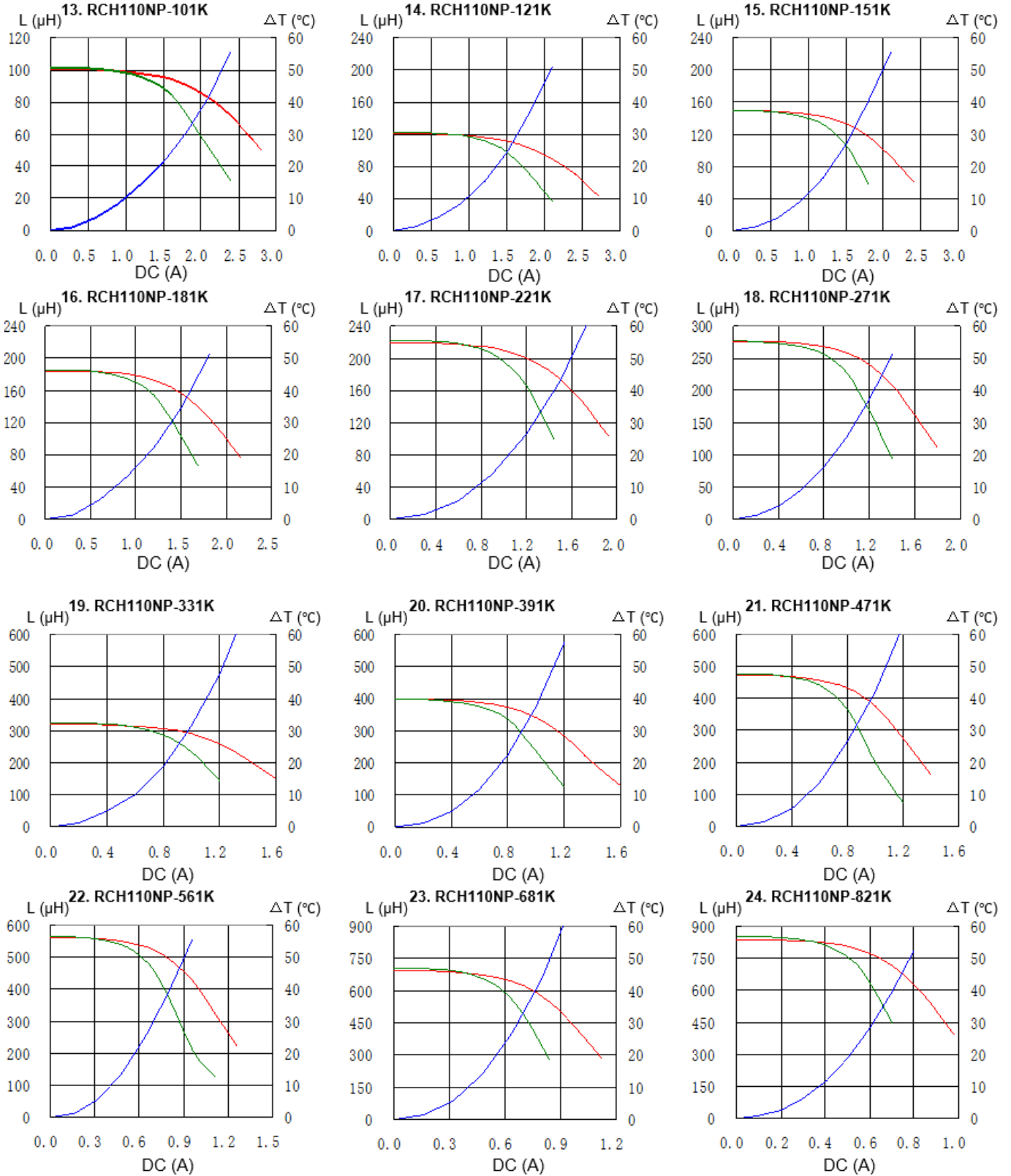
PIN type Power Inductor

RCH-110



Saturation Current & Temperature Rise Graph

— L (20°C) — L (100°C) — ΔT



Note: This specification is subject to change without notice. Please contact your nearest sales office for updated information when placing an order.

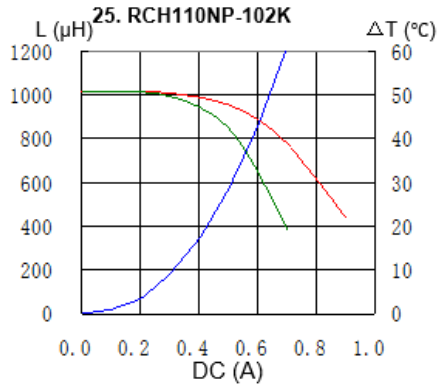
PIN type Power Inductor

RCH-110



Saturation Current & Temperature Rise Graph

— L (20°C) — L (100°C) — ΔT



For sales office information, please [click here](#) to visit our website.

Note: This specification is subject to change without notice. Please contact your nearest sales office for updated information when placing an order.