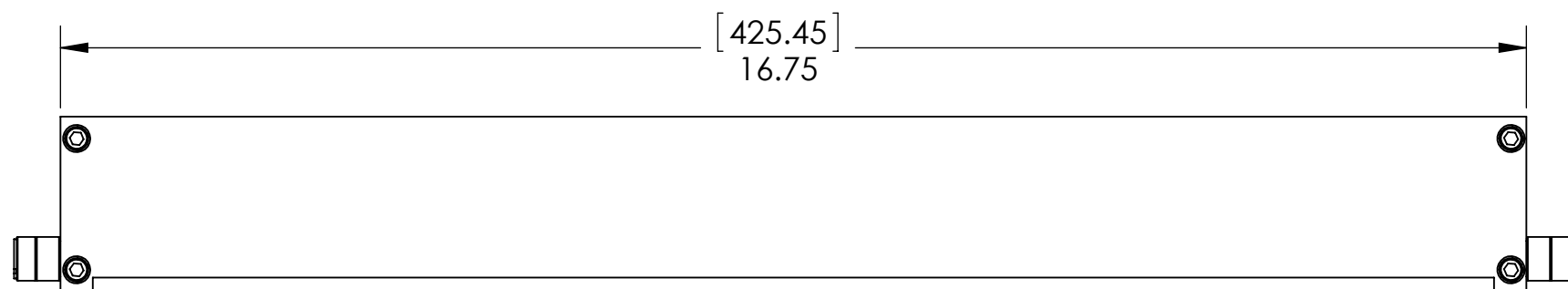
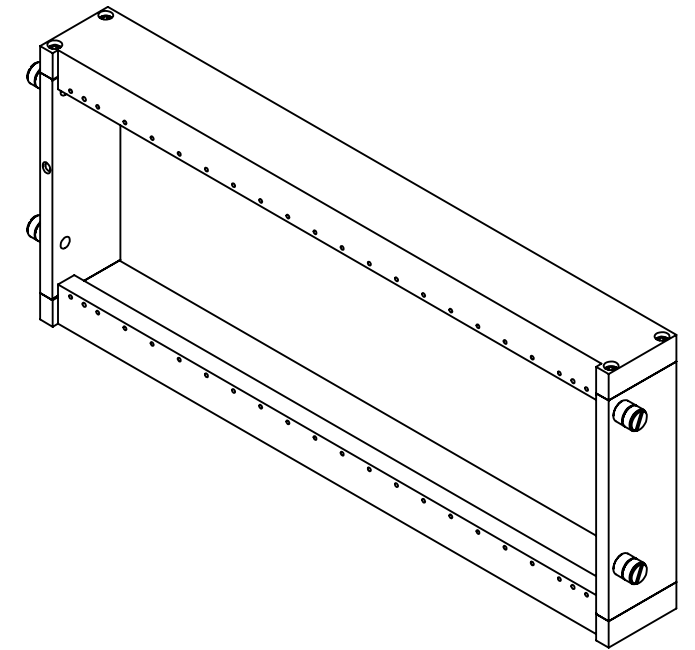
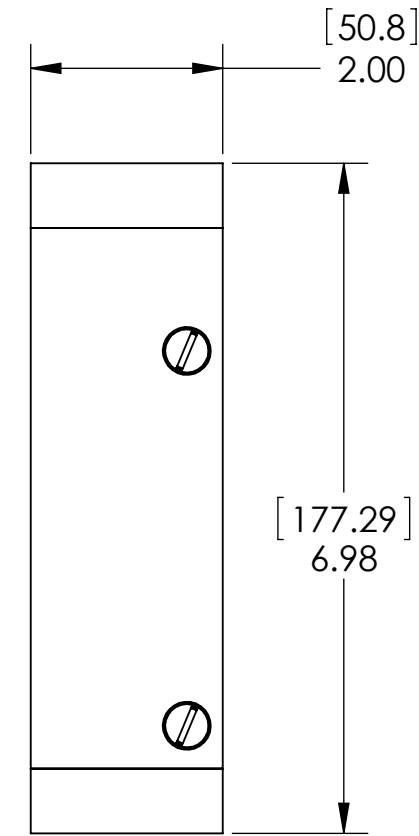
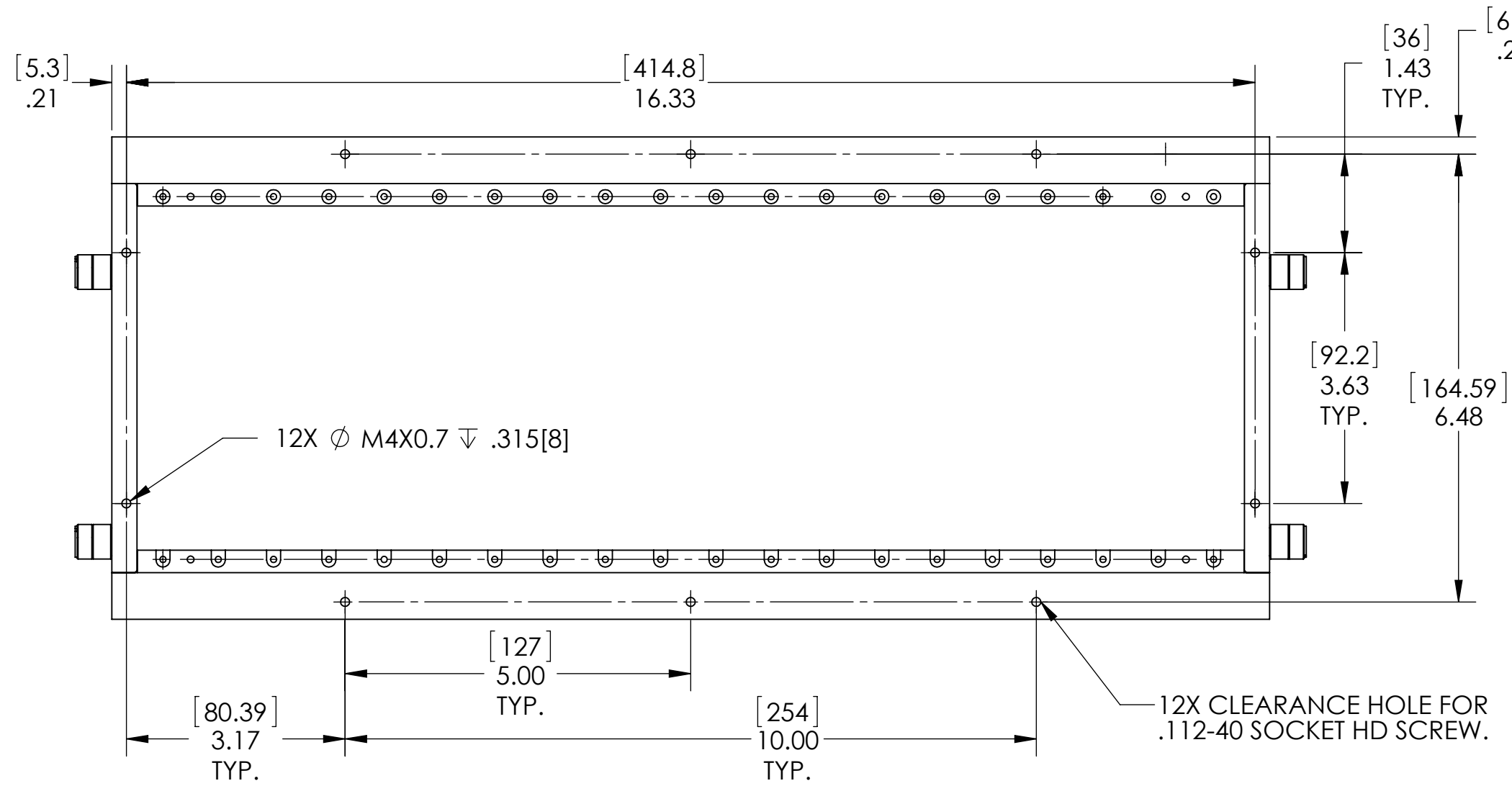


DO NOT SCALE DRAWING

THE INFORMATION CONTAINED HEREIN IS THE EXCLUSIVE PROPERTY OF VIRGINIA PANEL CORP. AND IS SUBMITTED FOR USE BY THE CUSTOMER ONLY. THE DATA SHALL NOT BE DUPLICATED, USED, OR DISCLOSED IN WHOLE OR IN PART FOR ANY PURPOSE OTHER THAN TO MAINTAIN THE EQUIPMENT PROVIDED. CONSULT WITH VIRGINIA PANEL CORPORATION ENGINEERING IF MORE DETAIL IS REQUIRED.

REVISIONS				
ZONE	REV	DESCRIPTION	DATE	APPROVED
	D	ECN #4248	9/10/12	S MARSHALL



- NOTES:
- 1 FOR APPLICATION, USE & CARE INFORMATION CONSULT VPC USERS GUIDE @WWW.VPC.COM
 - 2 WEIGHT 6.35LBS (2.88 kg.)

CUSTOMER DRAWING - CUSTOMER DRAWING										
SOLIDWORKS DRAWING FILE	DIMENSIONS ARE SHOWN AS:		SIGNATURES		DATE	VIRGINIA PANEL CORPORATION				
	[millimeters] INCHES		DR	R GARMAN	9/8/10	WWW.VPC.COM				
	REMOVE BURRS. BREAK SHARP EDGES		CHK			ITA ASSEMBLY, G20				
	MATERIAL		ENG			SIZE		FSCM NO.	DWG.NO.	REV
	FINISH		PROD			C	18117	410120199	D	
		ASSY			SCALE: NONE		9/8/10	SHEET 1 OF 1		
		QA								
		APPD								