

4

3

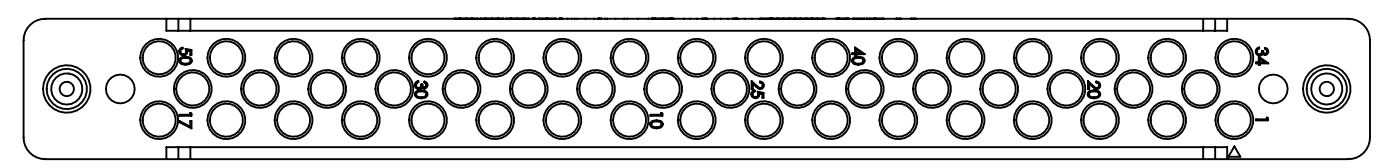

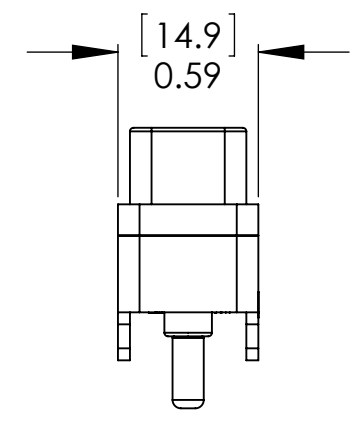

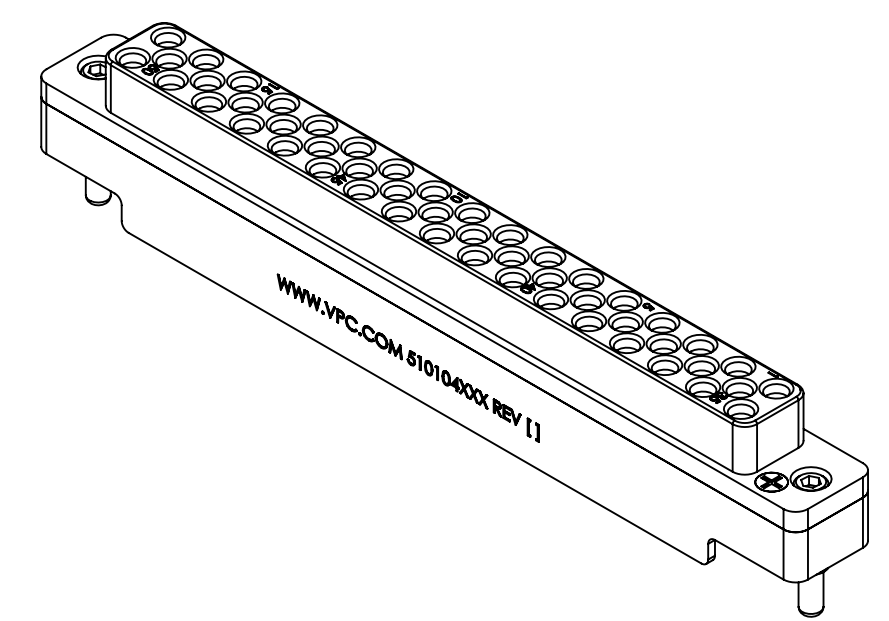
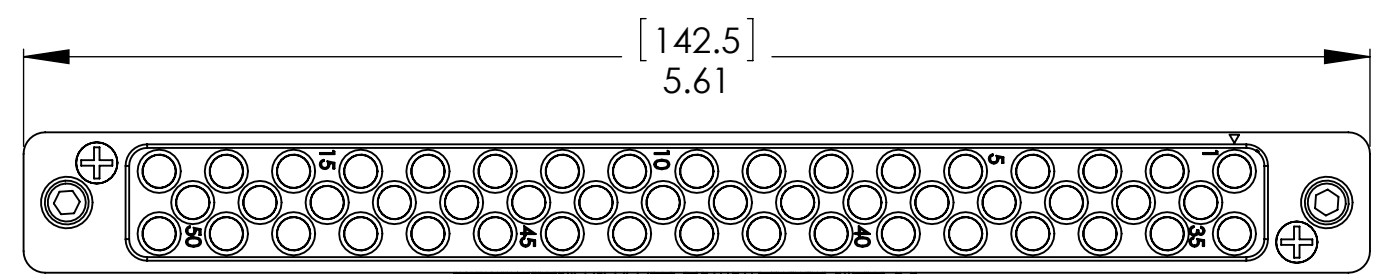
2

1

DO NOT SCALE DRAWING

THE INFORMATION CONTAINED HEREIN IS THE EXCLUSIVE PROPERTY OF VIRGINIA PANEL CORP. AND IS SUBMITTED FOR USE BY THE CUSTOMER ONLY. THE DATA SHALL NOT BE DUPLICATED, USED, OR DISCLOSED IN WHOLE OR IN PART FOR ANY PURPOSE OTHER THAN TO MAINTAIN THE EQUIPMENT PROVIDED. CONSULT WITH VIRGINIA PANEL CORPORATION ENGINEERING IF MORE DETAIL IS REQUIRED.

REVISIONS				
ZONE	REV	DESCRIPTION	DATE	APPROVED
	E	ECN # 4530	3/26/13	S MARSHALL



2 USE WITH VPC CONTACTS P/N 610140101, 610140102, 610140103, 610140104, 610142101 & 610142102

1 FOR APPLICATION, USE & CARE INFORMATION CONSULT VPC USERS GUIDE @WWW.VPC.COM

NOTES:

CUSTOMER DRAWING - CUSTOMER DRAWING

SOLIDWORKS DRAWING FILE	DIMENSIONS ARE SHOWN AS:		SIGNATURES		DATE	VIRGINIA PANEL CORPORATION WWW.VPC.COM		
	(millimeters) INCHES		DR	B MYRICK	8/12/04			
	REMOVE BURRS. BREAK SHARP EDGES		CHK			MODULE, RECEIVER, 90 SERIES 50 POS, MICRO-COAX OR MICRO-POWER		
	MATERIAL		ENG					
	FINISH		PROD			SIZE	FSCM NO.	DWG.NO.
		ASSY			C	18117	510104267	E
		QA			SCALE: NONE	7/19/05	510104267	SHEET 1 OF 1
		APPD						

4

3

2

1