

# BLM21AG601SN1#

“#” at the end indicates the package specification code.

● In Production

## BLM21AG601SN1#

“#” at the end indicates the package specification code.



BLM21AG601SN1B, BLM21AG601SN1D, BLM21AG601SN1J

### Applications

Unsuitable Applications	Please be sure to read and comply with these " <u>Precautions for use</u> ".
Specific Applications	<u>Consumer equipment, Industrial equipment except for transportation &amp; facility &amp; energy equipment, Medical equipment [GHTF A/B/C] except for implant &amp; surgery &amp; auto injector</u>  Please refer to Our Website and specifications, etc. for information about the performance, functions, quality, management, and safety required for the above applications, and use Products after confirming the performance and reliability of the actual Product.
Recommended Applications	Consumer equipment

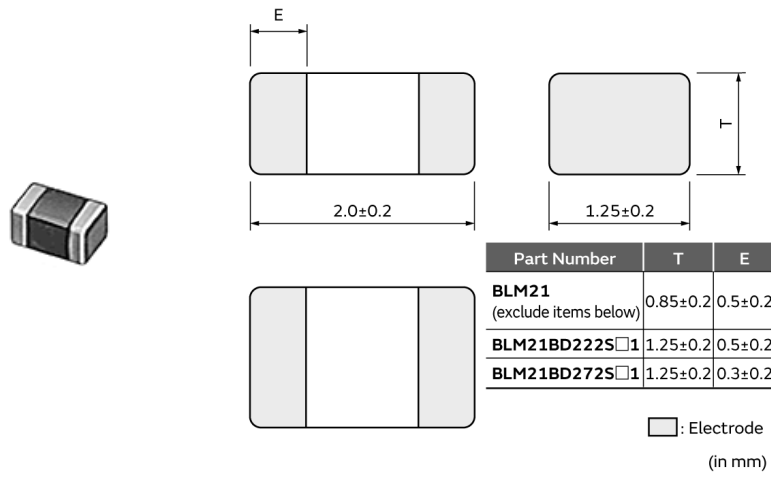
### Attention

1. This datasheet is downloaded from the website of Murata Manufacturing Co., Ltd. Therefore, it's specifications are subject to change or our products in it may be discontinued without advance notice. Please check with our sales representatives or product engineers before ordering.
2. This datasheet has only typical specifications because there is no space for detailed specifications.  
Therefore, please review our product specifications or consult the approval sheet for product specifications before ordering.

# BLM21AG601SN1#

“#” at the end indicates the package specification code.

## Appearance & Shape



Length	2mm ±0.2mm
Width	1.25mm ±0.2mm
Thickness	0.85mm ±0.2mm
Size code in mm(inch)	2012/0805
Shape	SMD

### Attention

1. This datasheet is downloaded from the website of Murata Manufacturing Co., Ltd. Therefore, it's specifications are subject to change or our products in it may be discontinued without advance notice. Please check with our sales representatives or product engineers before ordering.
2. This datasheet has only typical specifications because there is no space for detailed specifications.  
 Therefore, please review our product specifications or consult the approval sheet for product specifications before ordering.

## BLM21AG601SN1#

“#” at the end indicates the package specification code.

### Specifications

Operating Temperature	-55 ~ 125°C
Number of Circuit	1
Rated Current (at 125°C)	700mA
DC Resistance(max.)	0.2Ω
Impedance (at 100MHz)	600Ω ±25%

### Attention

1. This datasheet is downloaded from the website of Murata Manufacturing Co., Ltd. Therefore, it's specifications are subject to change or our products in it may be discontinued without advance notice. Please check with our sales representatives or product engineers before ordering.
2. This datasheet has only typical specifications because there is no space for detailed specifications.  
Therefore, please review our product specifications or consult the approval sheet for product specifications before ordering.

# BLM21AG601SN1#

“#”at the end indicates the package specification code.


## Features

The chip ferrite beads BLM series is designed to function nearly as a resistor at noise frequencies, which greatly reduces the possibility of resonance and leaves signal wave forms undistorted.

BLM series is effective in circuits without stable ground lines because BLM series does not need a connection to ground.

The nickel barrier structure of the external electrodes provides excellent solder heat resistance. BLM\_A series generates an impedance from the relatively low frequencies. Therefore BLM\_A series is effective in noise suppression in a wide frequency range (30MHz to several hundred MHz).

## References

Packaging	Specifications 	Standard Packing Quantity
B	Bulk(Bag)	1000
D	180mm Paper Tape	4000
J	330mm Paper Tape	10000

Mass(Typ.)	
1 piece	0.01g

### Attention

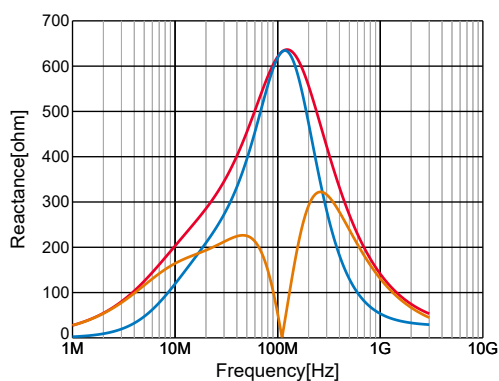
1. This datasheet is downloaded from the website of Murata Manufacturing Co., Ltd. Therefore, it's specifications are subject to change or our products in it may be discontinued without advance notice. Please check with our sales representatives or product engineers before ordering.
2. This datasheet has only typical specifications because there is no space for detailed specifications. Therefore, please review our product specifications or consult the approval sheet for product specifications before ordering.

# BLM21AG601SN1#

“#”at the end indicates the package specification code.

## Frequency Characteristic

### 周波数特性(|Z|+R+|X|)



BLM21AG601SN1#,|Z|,DCR=0.2ohm, Rated Current=700mA

BLM21AG601SN1#,R,DCR=0.2ohm, Rated Current=700mA

BLM21AG601SN1#,|X|,DCR=0.2ohm, Rated Current=700mA

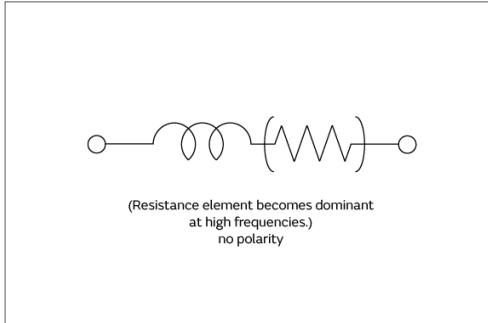
### Attention

1. This datasheet is downloaded from the website of Murata Manufacturing Co., Ltd. Therefore, it's specifications are subject to change or our products in it may be discontinued without advance notice. Please check with our sales representatives or product engineers before ordering.
2. This datasheet has only typical specifications because there is no space for detailed specifications.  
 Therefore, please review our product specifications or consult the approval sheet for product specifications before ordering.

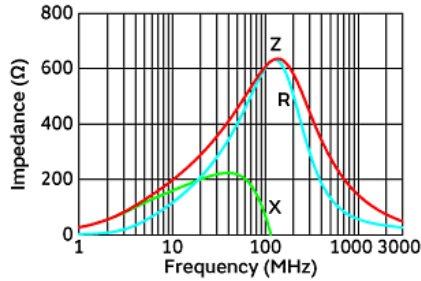
# BLM21AG601SN1#

“#” at the end indicates the package specification code.

## Product Data



Equivalent Circuit



Impedance-Frequency Characteristics

### Attention

1. This datasheet is downloaded from the website of Murata Manufacturing Co., Ltd. Therefore, its specifications are subject to change or our products in it may be discontinued without advance notice. Please check with our sales representatives or product engineers before ordering.
2. This datasheet has only typical specifications because there is no space for detailed specifications.  
Therefore, please review our product specifications or consult the approval sheet for product specifications before ordering.