

GCM21BR72A104KA37#

“#” at the end indicates the package specification code.

● In Production

Chip Multilayer Ceramic Capacitors for Automotive Powertrain/Safety Equipment

GCM21BR72A104KA37#

“#” at the end indicates the package specification code.



GCM21BR72A104KA37L, GCM21BR72A104KA37K

Applications

Unsuitable Applications	Please be sure to read and comply with these " <u>Precautions for use</u> ".
Specific Applications	<p><u>Automotive infotainment/comfort equipment, Automotive powertrain/safety equipment, Medical equipment [GHTF A/B/C] except for implant equipment</u></p> <p>Please refer to Our Website and specifications, etc. for information about the performance, functions, quality, management, and safety required for the above applications, and use Products after confirming the performance and reliability of the actual Product.</p>

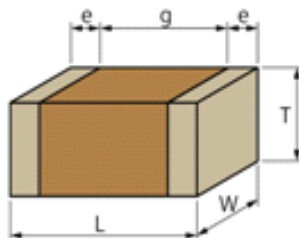
Attention

1. This datasheet is downloaded from the website of Murata Manufacturing Co., Ltd. Therefore, its specifications are subject to change or our products in it may be discontinued without advance notice. Please check with our sales representatives or product engineers before ordering.
2. This datasheet has only typical specifications because there is no space for detailed specifications. Therefore, please review our product specifications or consult the approval sheet for product specifications before ordering.

GCM21BR72A104KA37#

“#” at the end indicates the package specification code.

Appearance & Shape



Chip size code (mm/inch)	2012M/0805
Length	2mm ±0.15mm
Width	1.25mm ±0.15mm
Thickness	1.25mm ±0.15mm
External terminal size€	0.2 ~ 0.7mm

Attention

1. This datasheet is downloaded from the website of Murata Manufacturing Co., Ltd. Therefore, it's specifications are subject to change or our products in it may be discontinued without advance notice. Please check with our sales representatives or product engineers before ordering.
2. This datasheet has only typical specifications because there is no space for detailed specifications.
Therefore, please review our product specifications or consult the approval sheet for product specifications before ordering.


GCM21BR72A104KA37#

“#”at the end indicates the package specification code.

Specifications

Temperature characteristics (complied standard)	EIA
Temperature characteristics	X7R
Temperature range of temperature characteristics	-55 ~ 125°C
Operating Temperature	-55 ~ 125°C
Capacitance	0.1μF
Tolerance of capacitance	±10%
Rated Voltage DC	100Vdc

References

Packaging	Specifications 	Standard Packing Quantity
L	φ180mm Reel W8P4* Embossed Tape	3000
K	φ330mm Reel W8P4* Embossed Tape	10000

Mass(Typ.)	
1 piece	17mg

Attention

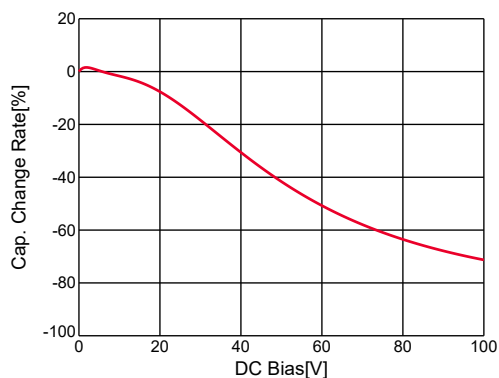
1. This datasheet is downloaded from the website of Murata Manufacturing Co., Ltd. Therefore, it's specifications are subject to change or our products in it may be discontinued without advance notice. Please check with our sales representatives or product engineers before ordering.
2. This datasheet has only typical specifications because there is no space for detailed specifications. Therefore, please review our product specifications or consult the approval sheet for product specifications before ordering.

GCM21BR72A104KA37#

"#" at the end indicates the package specification code.

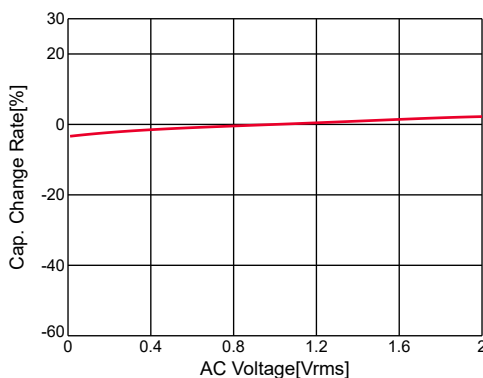
Basic

C-DC bias(Cap Change)



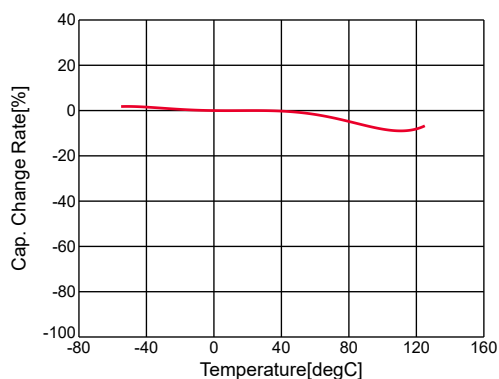
GCM21BR72A104KA37#,C-DC bias,capchange, 25.0degC, AC1.0Vrms

C-AC voltage(Cap Change)



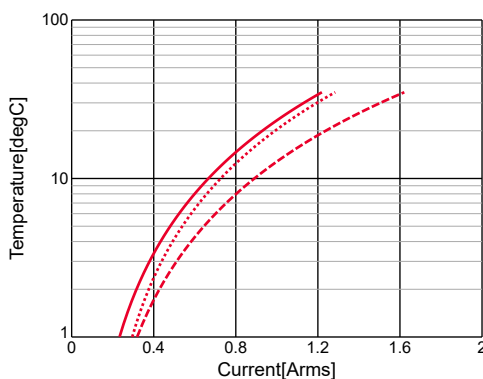
GCM21BR72A104KA37#,C-AC Voltage,capchange, DC0V, 25.0degC

C-Temp.(Cap Change)



GCM21BR72A104KA37#,C-Temp.,capchange, DC0.0V, AC1.0Vrms

Temp.rise



GCM21BR72A104KA37#,Temp.rise

- 400kHz
- 800kHz
- 1MHz

Attention

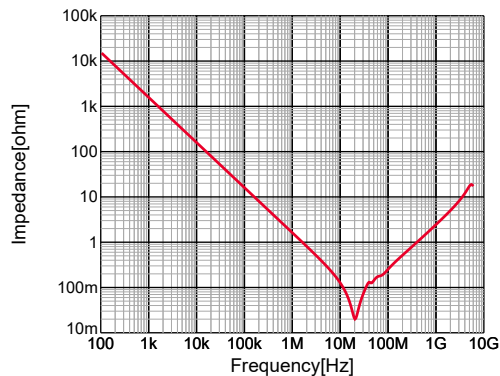
- This datasheet is downloaded from the website of Murata Manufacturing Co., Ltd. Therefore, its specifications are subject to change or our products in it may be discontinued without advance notice. Please check with our sales representatives or product engineers before ordering.
- This datasheet has only typical specifications because there is no space for detailed specifications. Therefore, please review our product specifications or consult the approval sheet for product specifications before ordering.

GCM21BR72A104KA37#

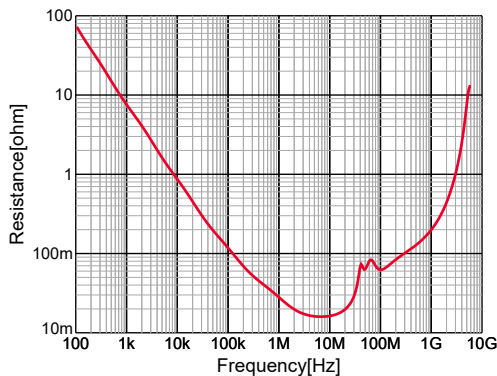
“#” at the end indicates the package specification code.

Frequency Characteristic

|Z|



R



GCM21BR72A104KA37#,|Z|,DC0V,25degC

GCM21BR72A104KA37#,R,DC0V,25degC

Attention

1. This datasheet is downloaded from the website of Murata Manufacturing Co., Ltd. Therefore, its specifications are subject to change or our products in it may be discontinued without advance notice. Please check with our sales representatives or product engineers before ordering.
2. This datasheet has only typical specifications because there is no space for detailed specifications. Therefore, please review our product specifications or consult the approval sheet for product specifications before ordering.