

GRM21BR61E475KA12#

“#” at the end indicates the package specification code.

● To be discontinued

Chip Multilayer Ceramic Capacitors for Consumer Electronics & Industrial Equipment

GRM21BR61E475KA12#

“#” at the end indicates the package specification code.



Please use alternative.

GRM21BR61E475KA12L, GRM21BR61E475KA12K

Last Time Order Due	End of Production	Alternative Products
		> GRM188R61E475KE11#

Applications

Unsuitable Applications	Please be sure to read and comply with these " Precautions for use ".
Specific Applications	<p><u>Consumer equipment, Industrial Equipment, Automotive infotainment/comfort equipment, Medical equipment [GHTF A/B/C] except for implant equipment, Mobile Electronics</u></p> <p>Please refer to Our Website and specifications, etc. for information about the performance, functions, quality, management, and safety required for the above applications, and use Products after confirming the performance and reliability of the actual Product.</p>


Attention

1. This datasheet is downloaded from the website of Murata Manufacturing Co., Ltd. Therefore, its specifications are subject to change or our products in it may be discontinued without advance notice. Please check with our sales representatives or product engineers before ordering.
2. This datasheet has only typical specifications because there is no space for detailed specifications. Therefore, please review our product specifications or consult the approval sheet for product specifications before ordering.

GRM21BR61E475KA12#

“#” at the end indicates the package specification code.

Appearance & Shape



Chip size code (mm/inch)	2012M/0805
Length	2mm ±0.1mm
Width	1.25mm ±0.1mm
Thickness	1.25mm ±0.1mm
External terminal size€	0.2 ~ 0.7mm

Attention

1. This datasheet is downloaded from the website of Murata Manufacturing Co., Ltd. Therefore, it's specifications are subject to change or our products in it may be discontinued without advance notice. Please check with our sales representatives or product engineers before ordering.
2. This datasheet has only typical specifications because there is no space for detailed specifications.
 Therefore, please review our product specifications or consult the approval sheet for product specifications before ordering.


GRM21BR61E475KA12#

“#”at the end indicates the package specification code.

Specifications

Temperature characteristics (complied standard)	EIA
Temperature characteristics	X5R
Temperature range of temperature characteristics	-55 ~ 85°C
Operating Temperature	-55 ~ 85°C
Capacitance	4.7μF
Tolerance of capacitance	±10%
Rated Voltage DC	25Vdc

References

Packaging	Specifications 	Standard Packing Quantity
L	φ180mm Reel W8P4* Embossed Tape	3000
K	φ330mm Reel W8P4* Embossed Tape	10000

Mass(Typ.)	
1 piece	17mg

Attention

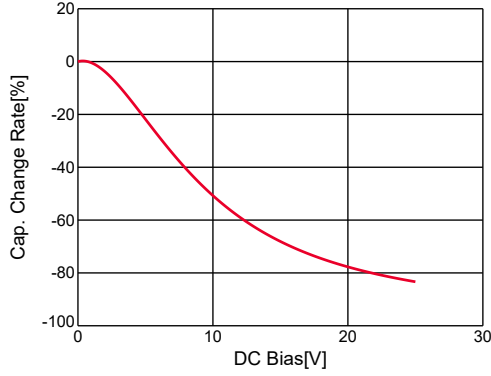
1. This datasheet is downloaded from the website of Murata Manufacturing Co., Ltd. Therefore, it's specifications are subject to change or our products in it may be discontinued without advance notice. Please check with our sales representatives or product engineers before ordering.
2. This datasheet has only typical specifications because there is no space for detailed specifications.
 Therefore, please review our product specifications or consult the approval sheet for product specifications before ordering.

GRM21BR61E475KA12#

“#”at the end indicates the package specification code.

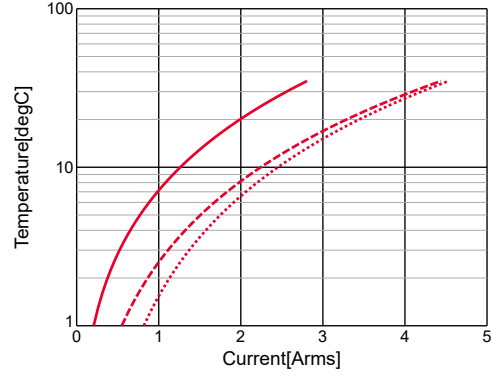
Basic

C-DC bias(Cap Change)



GRM21BR61E475KA12#,C-DC bias,capchange, 25.0degC, AC1.0Vrms

Temp.rise



GRM21BR61E475KA12#,Temp.rise

- 100kHz
- 500kHz
- 1MHz

Attention

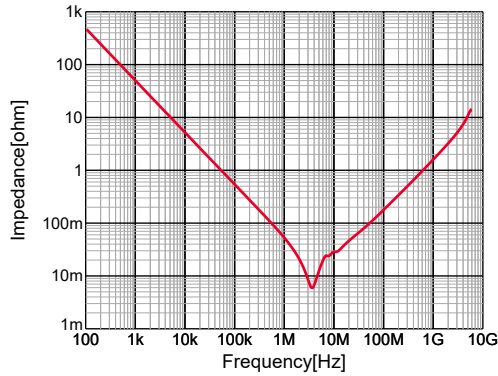
- This datasheet is downloaded from the website of Murata Manufacturing Co., Ltd. Therefore, it's specifications are subject to change or our products in it may be discontinued without advance notice. Please check with our sales representatives or product engineers before ordering.
- This datasheet has only typical specifications because there is no space for detailed specifications. Therefore, please review our product specifications or consult the approval sheet for product specifications before ordering.

GRM21BR61E475KA12#

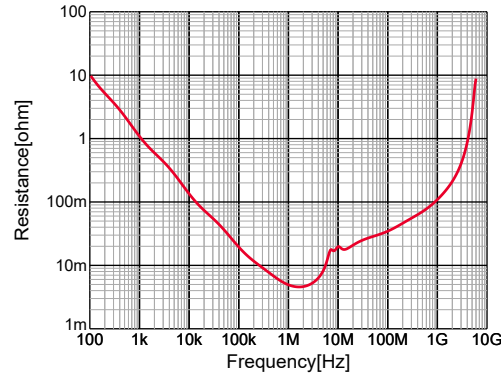
“#” at the end indicates the package specification code.

Frequency Characteristic

|Z|



R

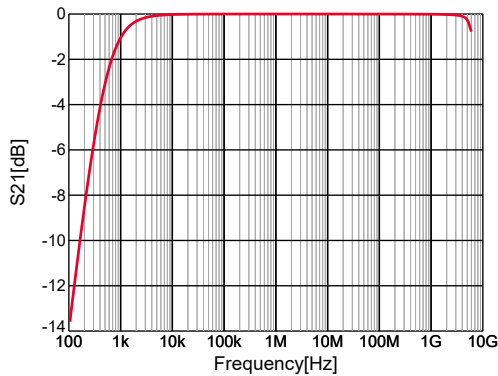


GRM21BR61E475KA12#,|Z|,DC0V,25degC

GRM21BR61E475KA12#,R,DC0V,25degC

S-parameter

S21



GRM21BR61E475KA12#,S21,DC0V,25degC,series

Attention

1. This datasheet is downloaded from the website of Murata Manufacturing Co., Ltd. Therefore, it's specifications are subject to change or our products in it may be discontinued without advance notice. Please check with our sales representatives or product engineers before ordering.
2. This datasheet has only typical specifications because there is no space for detailed specifications. Therefore, please review our product specifications or consult the approval sheet for product specifications before ordering.