

# GRM21BR71E105KA99#

“#” at the end indicates the package specification code.

● To be discontinued

Chip Multilayer Ceramic Capacitors for Consumer Electronics & Industrial Equipment

## GRM21BR71E105KA99#

“#” at the end indicates the package specification code.



Please use alternative.

GRM21BR71E105KA99L, GRM21BR71E105KA99K

Last Time Order Due	End of Production	Alternative Products
		> <a href="#">GRM188C71C105KA12#</a>

### Applications

Unsuitable Applications	Please be sure to read and comply with these " <a href="#">Precautions for use</a> ".
Specific Applications	<p><u>Consumer equipment, Industrial Equipment, Automotive infotainment/comfort equipment, Medical equipment [GHTF A/B/C] except for implant equipment, Mobile Electronics</u></p> <p>Please refer to Our Website and specifications, etc. for information about the performance, functions, quality, management, and safety required for the above applications, and use Products after confirming the performance and reliability of the actual Product.</p>

### Attention

1. This datasheet is downloaded from the website of Murata Manufacturing Co., Ltd. Therefore, its specifications are subject to change or our products in it may be discontinued without advance notice. Please check with our sales representatives or product engineers before ordering.
2. This datasheet has only typical specifications because there is no space for detailed specifications. Therefore, please review our product specifications or consult the approval sheet for product specifications before ordering.

# GRM21BR71E105KA99#

“#” at the end indicates the package specification code.

## Appearance & Shape



Chip size code (mm/inch)	2012M/0805
Length	2mm ±0.15mm
Width	1.25mm ±0.15mm
Thickness	1.25mm ±0.15mm
External terminal size€	0.2 ~ 0.7mm

### Attention

1. This datasheet is downloaded from the website of Murata Manufacturing Co., Ltd. Therefore, it's specifications are subject to change or our products in it may be discontinued without advance notice. Please check with our sales representatives or product engineers before ordering.
2. This datasheet has only typical specifications because there is no space for detailed specifications.  
 Therefore, please review our product specifications or consult the approval sheet for product specifications before ordering.


# GRM21BR71E105KA99#

“#”at the end indicates the package specification code.

## Specifications

Temperature characteristics (complied standard)	EIA
Temperature characteristics	X7R
Temperature range of temperature characteristics	-55 ~ 125°C
Operating Temperature	-55 ~ 125°C
Capacitance	1μF
Tolerance of capacitance	±10%
Rated Voltage DC	25Vdc

## References

Packaging	Specifications 	Standard Packing Quantity
L	φ180mm Reel W8P4* Embossed Tape	3000
K	φ330mm Reel W8P4* Embossed Tape	10000

Mass(Typ.)	
1 piece	19mg

### Attention

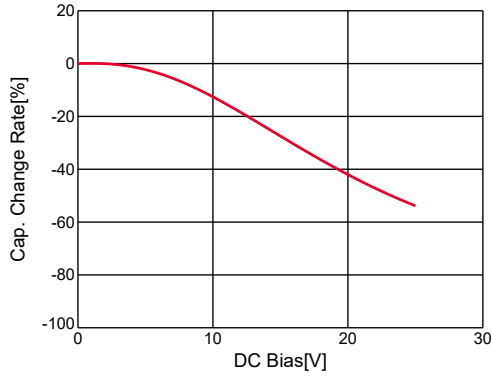
1. This datasheet is downloaded from the website of Murata Manufacturing Co., Ltd. Therefore, it's specifications are subject to change or our products in it may be discontinued without advance notice. Please check with our sales representatives or product engineers before ordering.
2. This datasheet has only typical specifications because there is no space for detailed specifications. Therefore, please review our product specifications or consult the approval sheet for product specifications before ordering.

# GRM21BR71E105KA99#

"#" at the end indicates the package specification code.

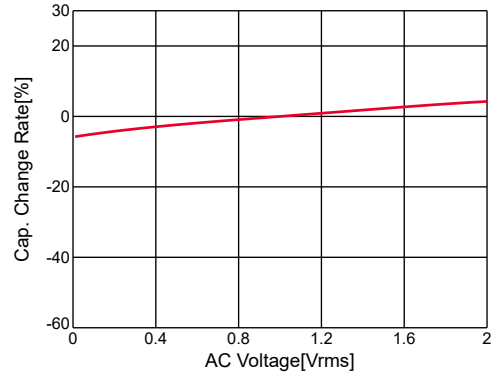
## Basic

### C-DC bias(Cap Change)



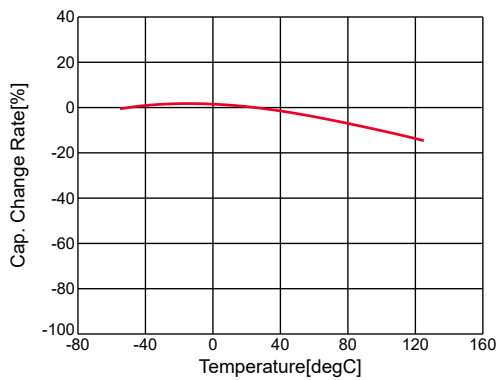
GRM21BR71E105KA99#,C-DC bias,capchange, 25.0degC, AC1.0Vrms

### C-AC voltage(Cap Change)



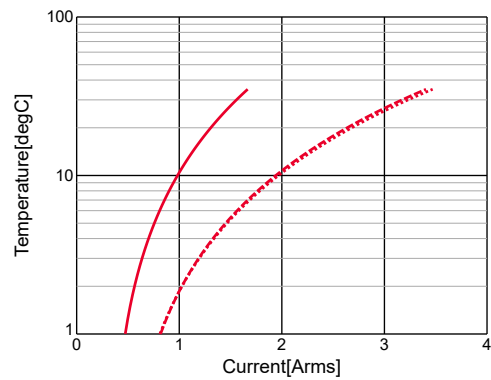
GRM21BR71E105KA99#,C-AC Voltage,capchange, DC0V, 25.0degC

### C-Temp.(Cap Change)



GRM21BR71E105KA99#,C-Temp.,capchange, DC0.0V, AC1.0Vrms

### Temp.rise



GRM21BR71E105KA99#,Temp.rise

100kHz     
  500kHz     
  1MHz

### Attention

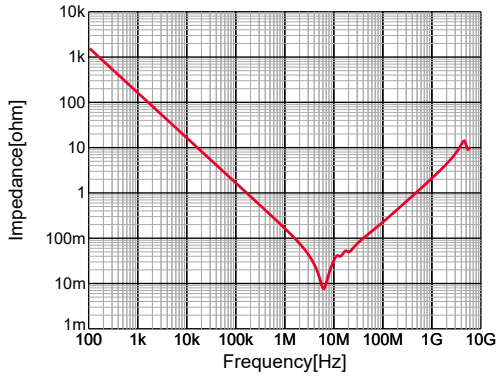
1. This datasheet is downloaded from the website of Murata Manufacturing Co., Ltd. Therefore, it's specifications are subject to change or our products in it may be discontinued without advance notice. Please check with our sales representatives or product engineers before ordering.
2. This datasheet has only typical specifications because there is no space for detailed specifications. Therefore, please review our product specifications or consult the approval sheet for product specifications before ordering.

# GRM21BR71E105KA99#

“#”at the end indicates the package specification code.

## Frequency Characteristic

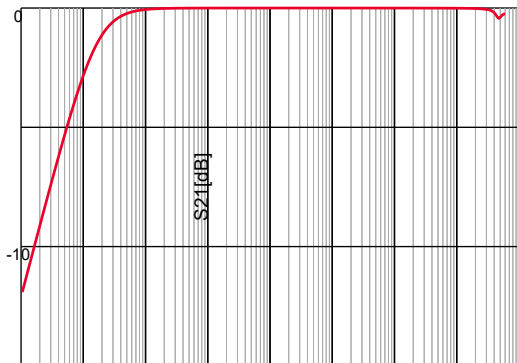
|Z|



GRM21BR71E105KA99#,|Z|,DC0V,25degC

## S-parameter

S21



GRM21BR71E105KA99#,S21,DC0V,25degC,series

### Attention

1. This datasheet is downloaded from the website of Murata Manufacturing Co., Ltd. Therefore, it's specifications are subject to change or our products in it may be discontinued without advance notice. Please check with our sales representatives or product engineers before ordering.
2. This datasheet has only typical specifications because there is no space for detailed specifications. Therefore, please review our product specifications or consult the approval sheet for product specifications before ordering.